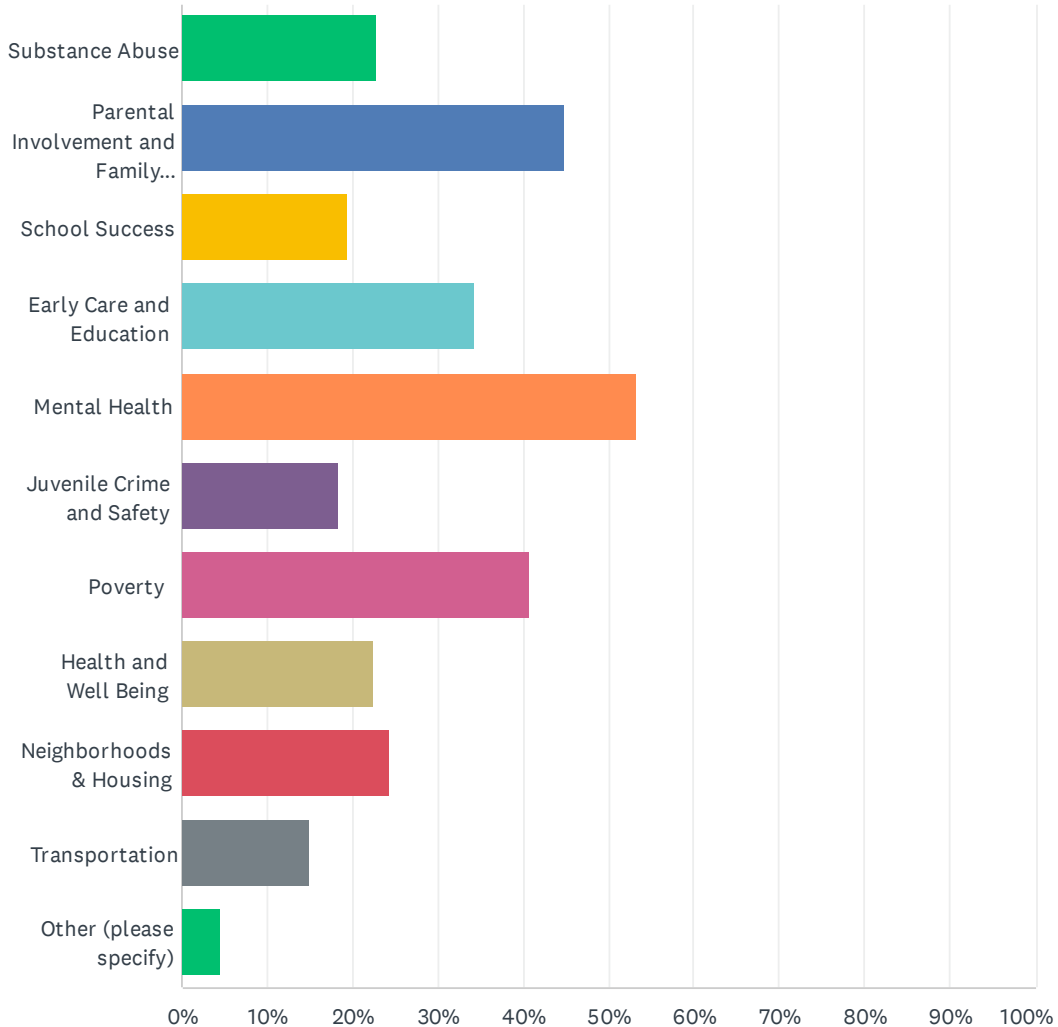


Q1 What are the TOP THREE (3) most urgent needs impacting children and families in Jefferson County? Check three from the list below.

Answered: 201 Skipped: 0

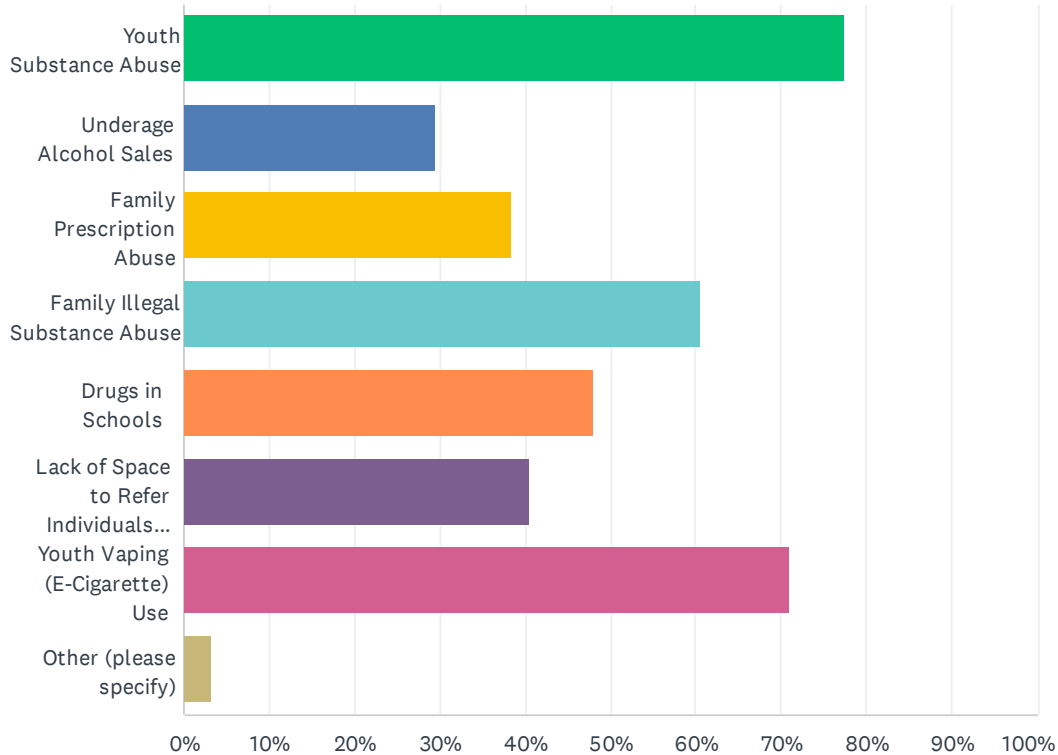


State of the Child in Jefferson County Survey 2025

ANSWER CHOICES	RESPONSES	
Substance Abuse	22.89%	46
Parental Involvement and Family Engagement	44.78%	90
School Success	19.40%	39
Early Care and Education	34.33%	69
Mental Health	53.23%	107
Juvenile Crime and Safety	18.41%	37
Poverty	40.80%	82
Health and Well Being	22.39%	45
Neighborhoods & Housing	24.38%	49
Transportation	14.93%	30
Other (please specify)	4.48%	9
Total Respondents: 201		

Q2 Please select all that describe characteristics of substance abuse in Jefferson County.

Answered: 190 Skipped: 11



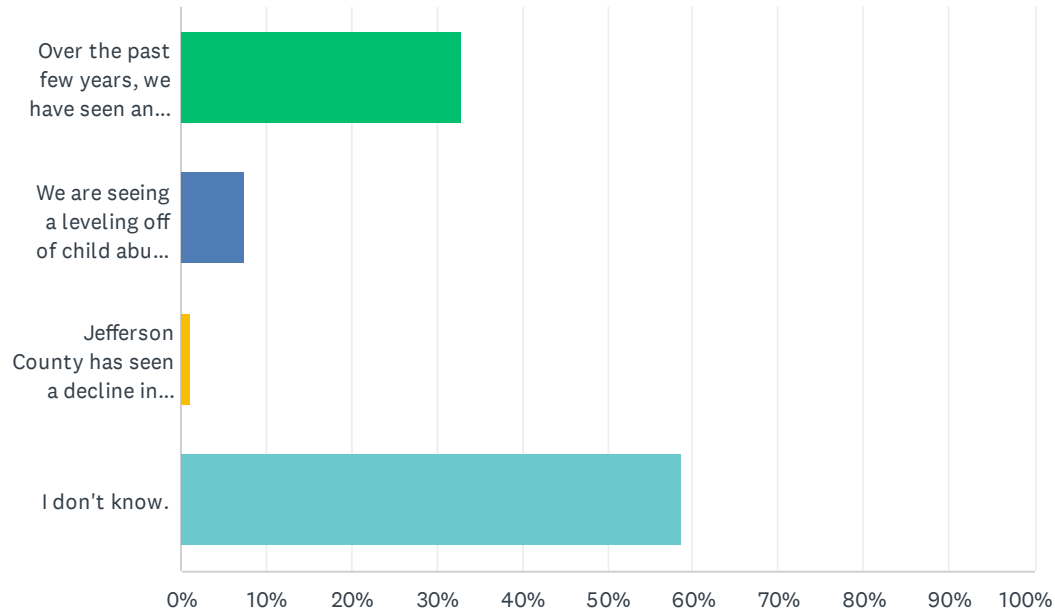
ANSWER CHOICES	RESPONSES	
Youth Substance Abuse	77.37%	147
Underage Alcohol Sales	29.47%	56
Family Prescription Abuse	38.42%	73
Family Illegal Substance Abuse	60.53%	115
Drugs in Schools	47.89%	91
Lack of Space to Refer Individuals with Addiction Issues	40.53%	77
Youth Vaping (E-Cigarette) Use	71.05%	135
Other (please specify)	3.16%	6
Total Respondents: 190		

Q3 Additional Information About Substance Use: Provide any additional information regarding why you believe substance use is a significant problem in Jefferson County.

Answered: 63 Skipped: 138

Q4 Trends in Child Abuse: Mark the answer that best characterizes reports of child abuse in Jefferson County

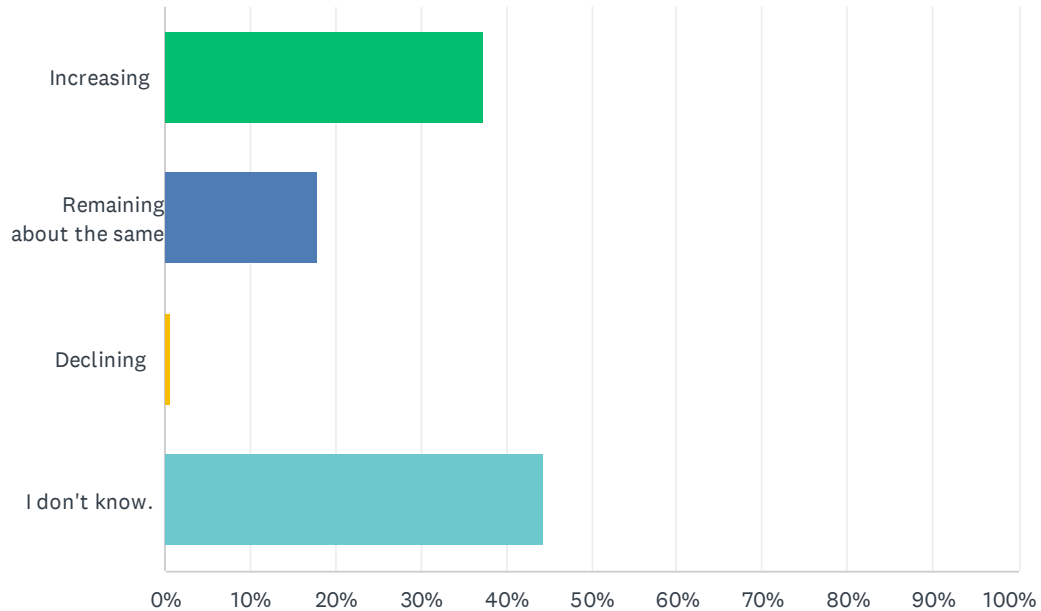
Answered: 174 Skipped: 27



ANSWER CHOICES	RESPONSES	
Over the past few years, we have seen an increase in the number of reports of child abuse.	32.76%	57
We are seeing a leveling off of child abuse reports.	7.47%	13
Jefferson County has seen a decline in the reports of child abuse.	1.15%	2
I don't know.	58.62%	102
TOTAL		174

Q5 Domestic Violence: Select the choice that best characterizes domestic violence trends in Jefferson County.

Answered: 174 Skipped: 27



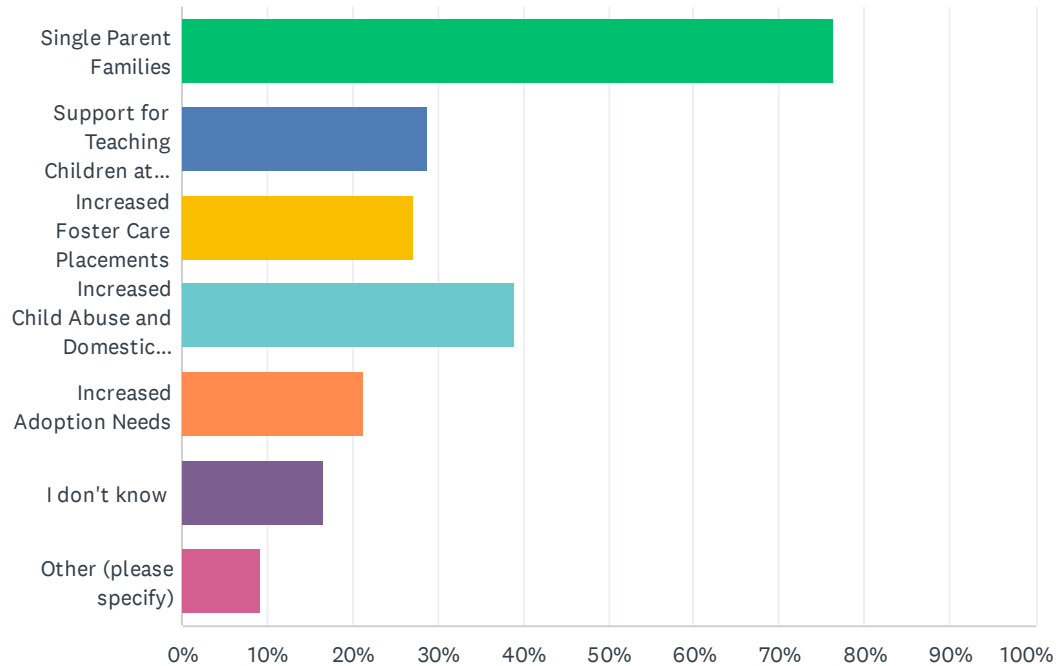
ANSWER CHOICES	RESPONSES	
Increasing	37.36%	65
Remaining about the same	17.82%	31
Declining	0.57%	1
I don't know.	44.25%	77
TOTAL		174

Q6 Describe community factors which may impact the trends in domestic violence and child abuse, including but not limited to, access to family counseling and mental health support.

Answered: 88 Skipped: 113

Q7 Which components of parental involvement and family engagement apply to Jefferson County?

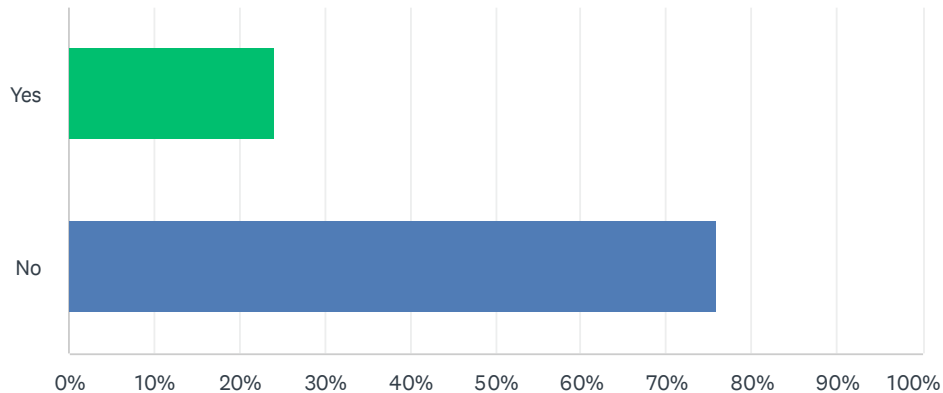
Answered: 174 Skipped: 27



ANSWER CHOICES	RESPONSES	
Single Parent Families	76.44%	133
Support for Teaching Children at Home	28.74%	50
Increased Foster Care Placements	27.01%	47
Increased Child Abuse and Domestic Violence Rates	39.08%	68
Increased Adoption Needs	21.26%	37
I don't know	16.67%	29
Other (please specify)	9.20%	16
Total Respondents: 174		

Q8 Does our county have sufficient access to home visiting programs such as HIPPY (Home Instruction for Parents of Preschool Youngsters), PAT (Parents as Teachers), Nurse Family Partnerships (NFP), or other Home Visiting Programs?

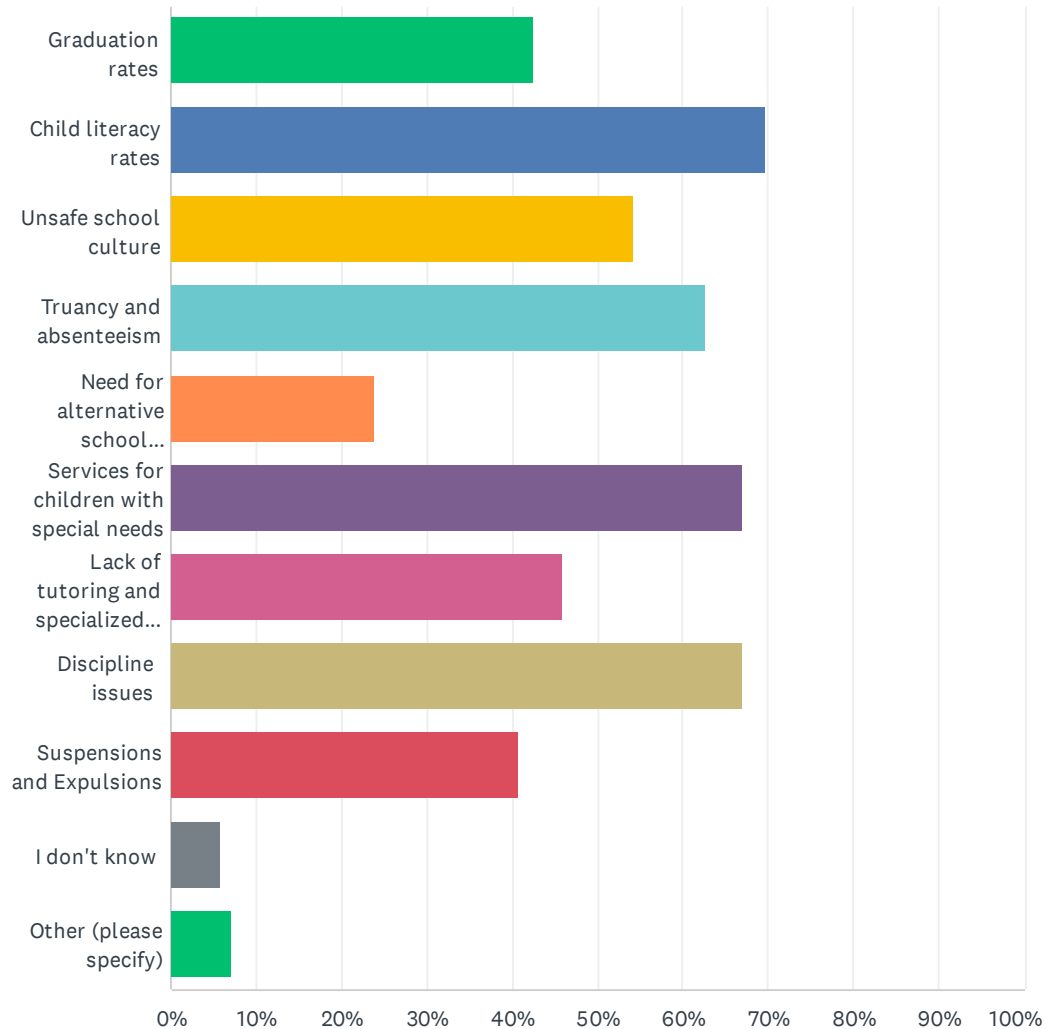
Answered: 174 Skipped: 27



ANSWER CHOICES	RESPONSES	
Yes	24.14%	42
No	75.86%	132
TOTAL		174

Q9 School Success: Please mark all the items that apply to Jefferson County's needs related to school success.

Answered: 172 Skipped: 29



State of the Child in Jefferson County Survey 2025

ANSWER CHOICES	RESPONSES	
Graduation rates	42.44%	73
Child literacy rates	69.77%	120
Unsafe school culture	54.07%	93
Truancy and absenteeism	62.79%	108
Need for alternative school placements	23.84%	41
Services for children with special needs	66.86%	115
Lack of tutoring and specialized teachers outside school hours	45.93%	79
Discipline issues	66.86%	115
Suspensions and Expulsions	40.70%	70
I don't know	5.81%	10
Other (please specify)	6.98%	12
Total Respondents: 172		

Q10 Provide information about access to, and affordability of, childcare for working families in Jefferson County.

Answered: 134 Skipped: 67

Q11 In instances where there is not sufficient access to childcare or it is not affordable, how does this impact Jefferson County's workforce? Where do children go for care?

Answered: 134 Skipped: 67

Q12 Describe those populations which are under-represented in early care and education. These are populations which may specifically be hard to reach and may come to kindergarten less prepared than other students.

Answered: 134 Skipped: 67

Q13 Describe the opportunities and barriers to collaboration and coordination within the early care and learning community.

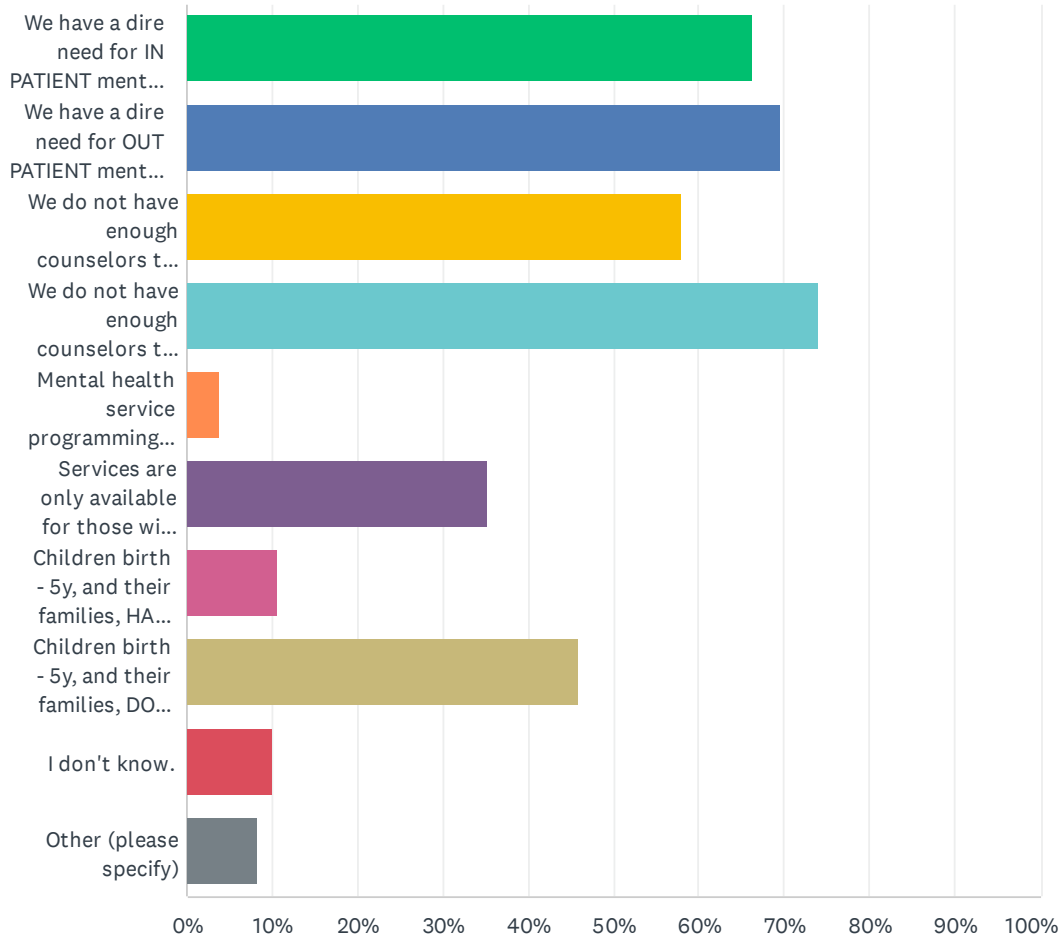
Answered: 134 Skipped: 67

Q14 Are children ready for school? Describe the readiness of children for school success upon kindergarten entry. How do you know if they are or are not ready?

Answered: 134 Skipped: 67

Q15 Needs related to Mental Health: Select ALL statements that apply to Jefferson County.

Answered: 131 Skipped: 70

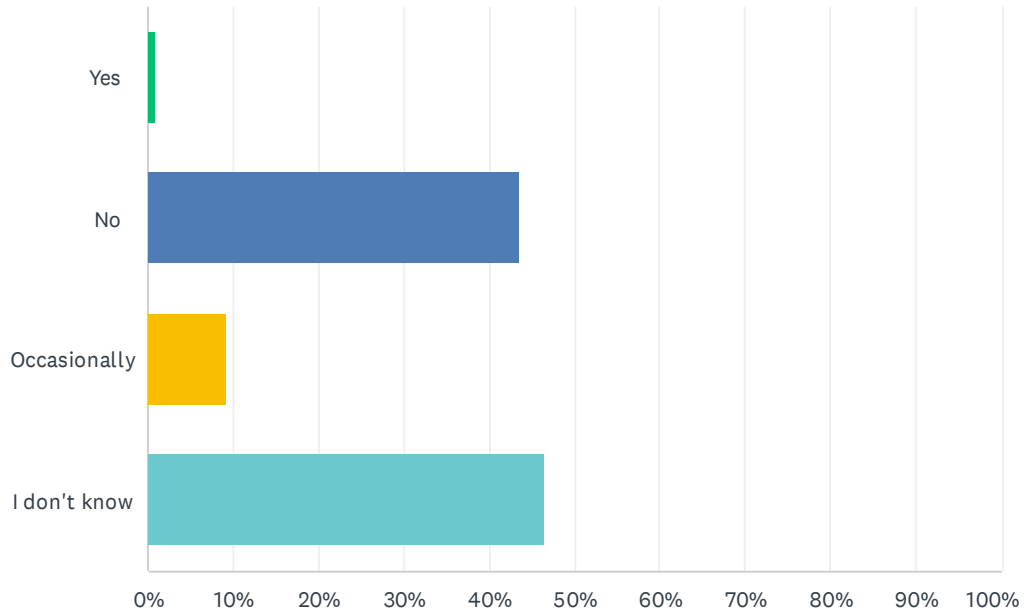


State of the Child in Jefferson County Survey 2025

ANSWER CHOICES	RESPONSES	
We have a dire need for IN PATIENT mental health facilities.	66.41%	87
We have a dire need for OUT PATIENT mental health facilities and care.	69.47%	91
We do not have enough counselors to meet the mental health needs for adults in our county.	58.02%	76
We do not have enough counselors to meet the mental health needs for children (birth 0-21) in our county.	74.05%	97
Mental health service programming currently meets the needs in our county.	3.82%	5
Services are only available for those with the ability to pay.	35.11%	46
Children birth - 5y, and their families, HAVE access to age-appropriate mental health supports in our county.	10.69%	14
Children birth - 5y, and their families, DO NOT have access to age-appropriate mental health supports in our county.	45.80%	60
I don't know.	9.92%	13
Other (please specify)	8.40%	11
Total Respondents: 131		

Q16 Does the number of facilities that maintain ADULT in-patient beds for mental health issues in our county meet the demand?

Answered: 131 Skipped: 70



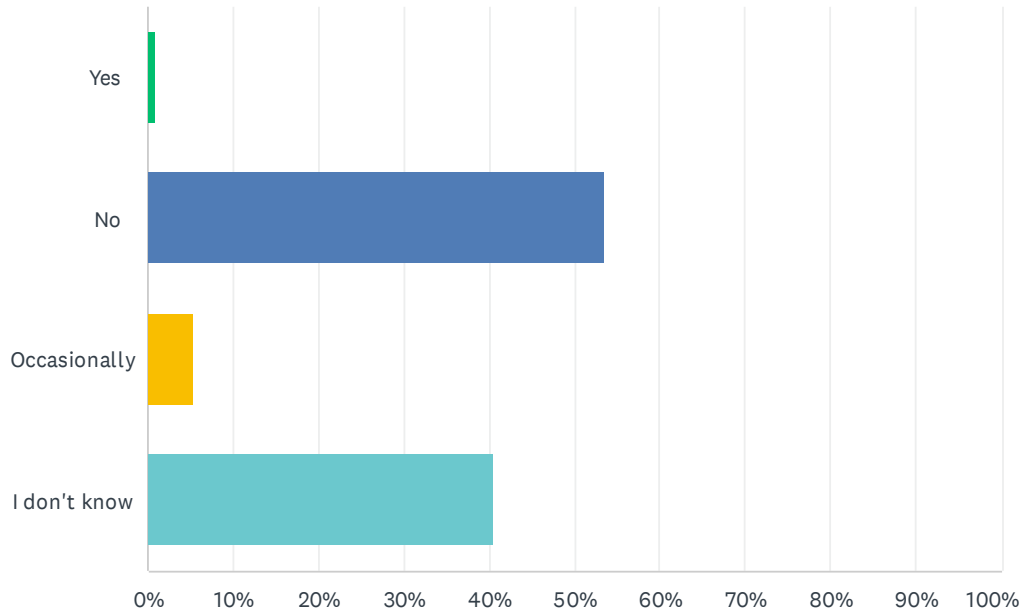
ANSWER CHOICES	RESPONSES	
Yes	0.76%	1
No	43.51%	57
Occasionally	9.16%	12
I don't know	46.56%	61
TOTAL		131

Q17 If the demand for any mental health services for ADULTS is unmet, what are some actions taken?

Answered: 68 Skipped: 133

Q18 Does the number of facilities that maintain CHILDREN's in-patient beds for mental health issues in our county meet the demand?

Answered: 131 Skipped: 70



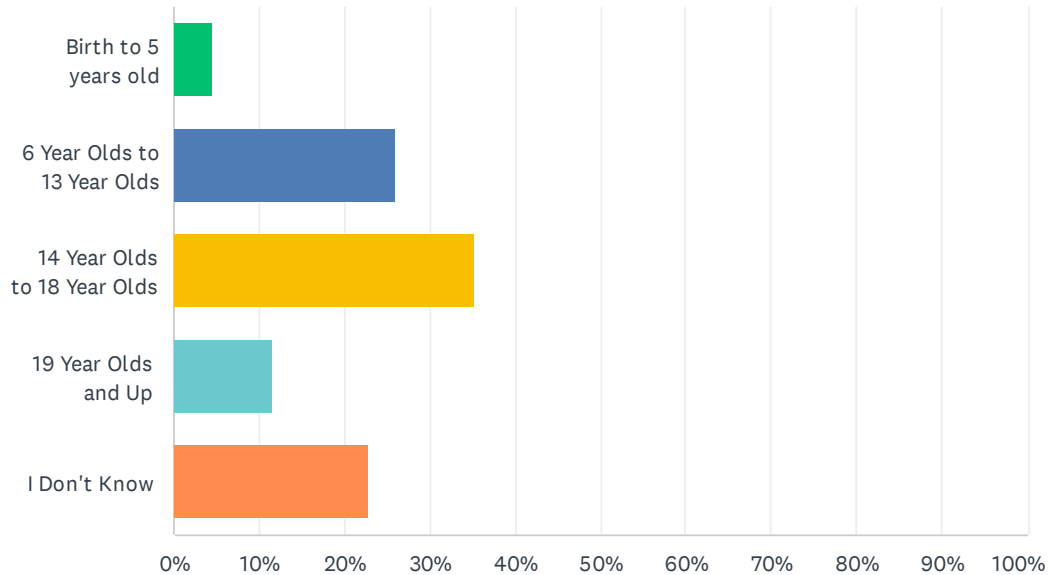
ANSWER CHOICES	RESPONSES	
Yes	0.76%	1
No	53.44%	70
Occasionally	5.34%	7
I don't know	40.46%	53
TOTAL		131

Q19 If the demand for any mental health services for CHILDREN is unmet, what are some actions taken?

Answered: 75 Skipped: 126

Q20 Please indicate the population with the greatest mental health service need in Jefferson County.

Answered: 131 Skipped: 70



ANSWER CHOICES	RESPONSES	
Birth to 5 years old	4.58%	6
6 Year Olds to 13 Year Olds	25.95%	34
14 Year Olds to 18 Year Olds	35.11%	46
19 Year Olds and Up	11.45%	15
I Don't Know	22.90%	30
TOTAL		131

Q21 What do you consider the TOP 3 mental health resources in Jefferson County?

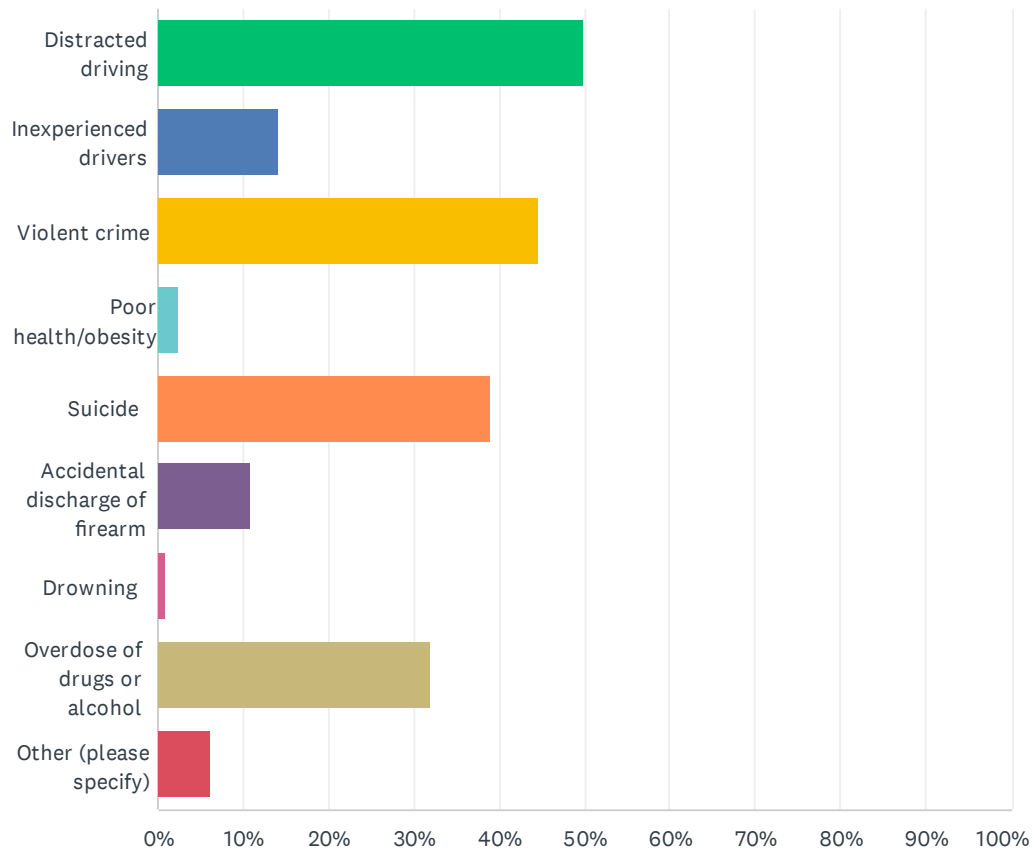
Answered: 131 Skipped: 70

Q22 Reasons for Juvenile Crime Trends: Describe factors that have influenced trends in juvenile crime.

Answered: 128 Skipped: 73

Q23 Causes of Teen Accidents or Deaths (Check the top two.)

Answered: 128 Skipped: 73



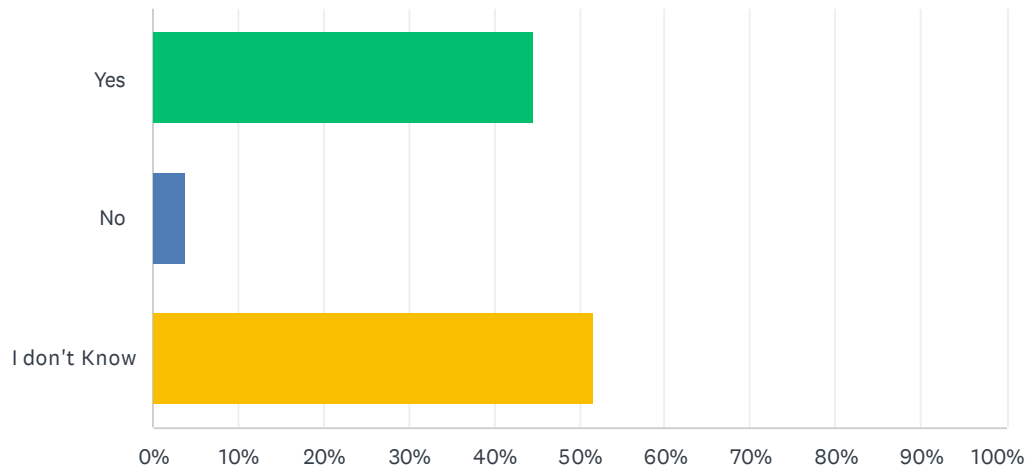
ANSWER CHOICES	RESPONSES	
Distracted driving	50.00%	64
Inexperienced drivers	14.06%	18
Violent crime	44.53%	57
Poor health/obesity	2.34%	3
Suicide	39.06%	50
Accidental discharge of firearm	10.94%	14
Drowning	0.78%	1
Overdose of drugs or alcohol	32.03%	41
Other (please specify)	6.25%	8
Total Respondents: 128		

Q24 Teen Safety Challenges: What are the biggest challenges to teen safety?

Answered: 128 Skipped: 73

Q25 Are gangs a significant and/or growing threat in Jefferson County?

Answered: 128 Skipped: 73



ANSWER CHOICES	RESPONSES	
Yes	44.53%	57
No	3.91%	5
I don't Know	51.56%	66
TOTAL		128

Q26 Describe how any gang problem is being addressed. (If you don't know, put I don't know / IDK)

Answered: 128 Skipped: 73

Q27 Describe access to higher education and job training in Jefferson County.

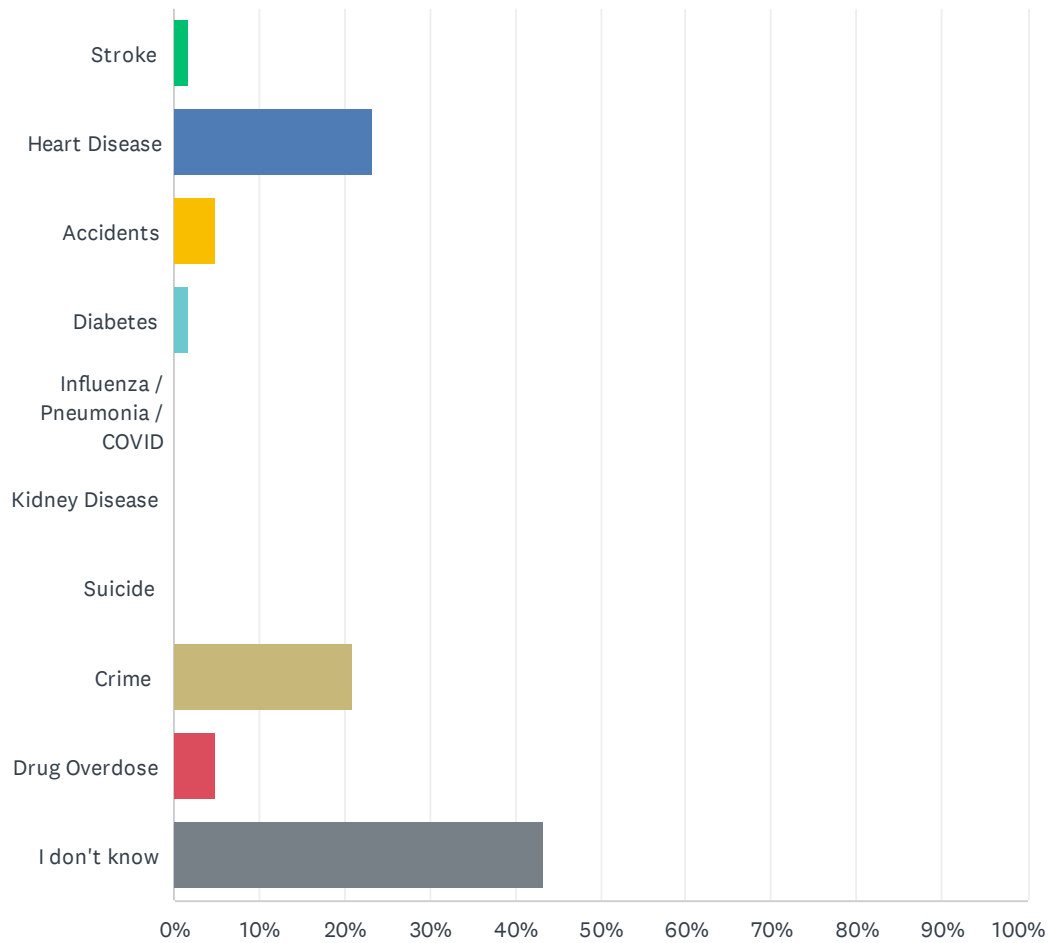
Answered: 126 Skipped: 75

Q28 Describe the workforce in Jefferson County. Is the workforce adequately prepared for the available jobs? Does the workforce commute into Jefferson County from other locations? If so, from where?

Answered: 126 Skipped: 75

Q29 What is the leading cause of death in Jefferson County?

Answered: 125 Skipped: 76

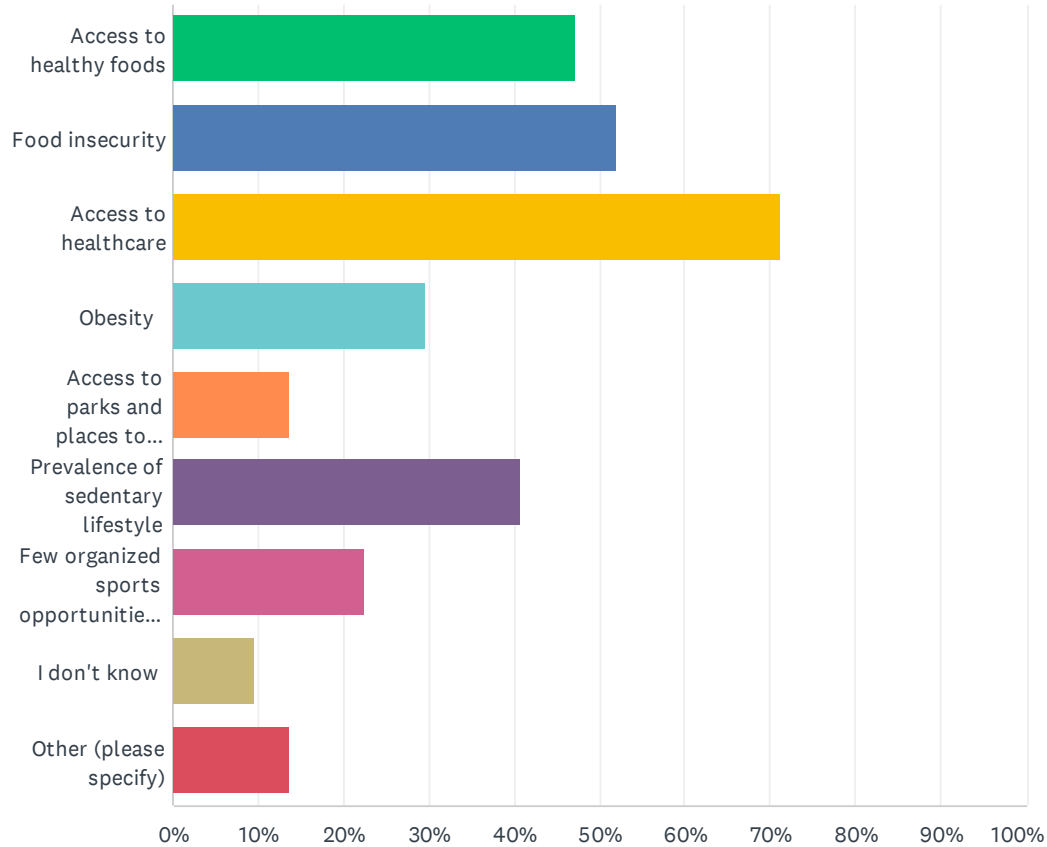


State of the Child in Jefferson County Survey 2025

ANSWER CHOICES	RESPONSES	
Stroke	1.60%	2
Heart Disease	23.20%	29
Accidents	4.80%	6
Diabetes	1.60%	2
Influenza / Pneumonia / COVID	0.00%	0
Kidney Disease	0.00%	0
Suicide	0.00%	0
Crime	20.80%	26
Drug Overdose	4.80%	6
I don't know	43.20%	54
TOTAL		125

Q30 Select the THREE (3) areas of concern that MOST impact Jefferson County.

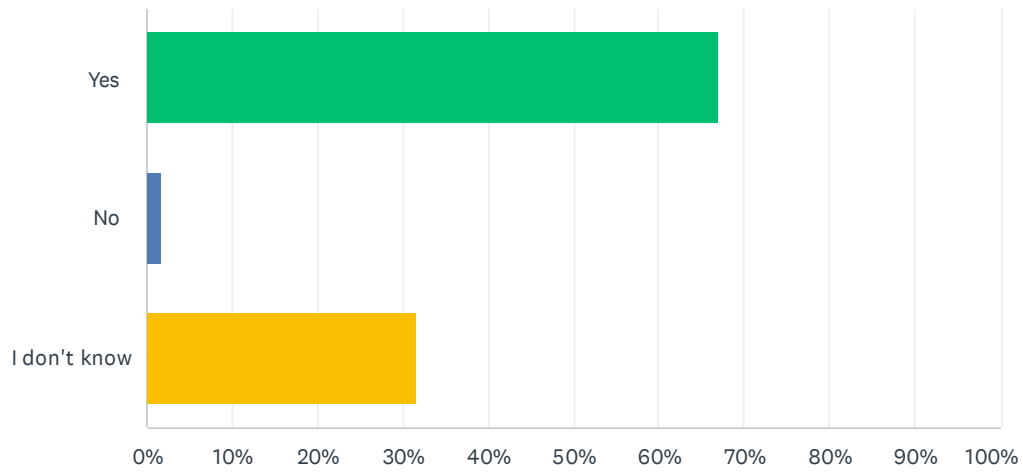
Answered: 125 Skipped: 76



ANSWER CHOICES	RESPONSES	
Access to healthy foods	47.20%	59
Food insecurity	52.00%	65
Access to healthcare	71.20%	89
Obesity	29.60%	37
Access to parks and places to exercise	13.60%	17
Prevalence of sedentary lifestyle	40.80%	51
Few organized sports opportunities for children and youth	22.40%	28
I don't know	9.60%	12
Other (please specify)	13.60%	17
Total Respondents: 125		

Q31 Is there a significant population living in substandard housing?

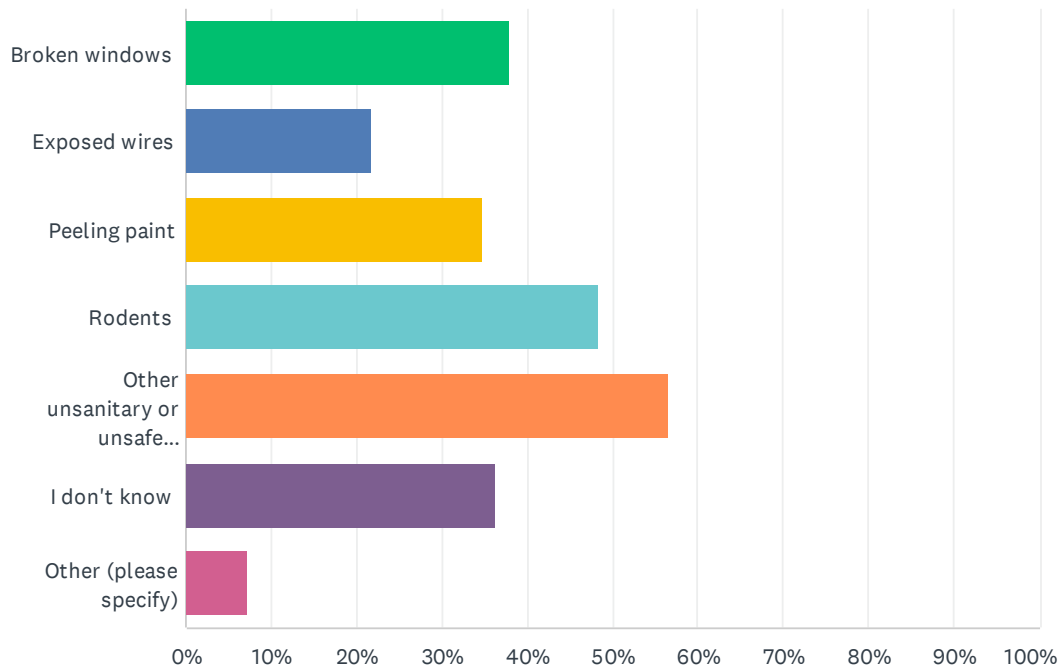
Answered: 124 Skipped: 77



ANSWER CHOICES	RESPONSES	
Yes	66.94%	83
No	1.61%	2
I don't know	31.45%	39
TOTAL		124

Q32 Identify housing deficiencies which are common in Jefferson County.

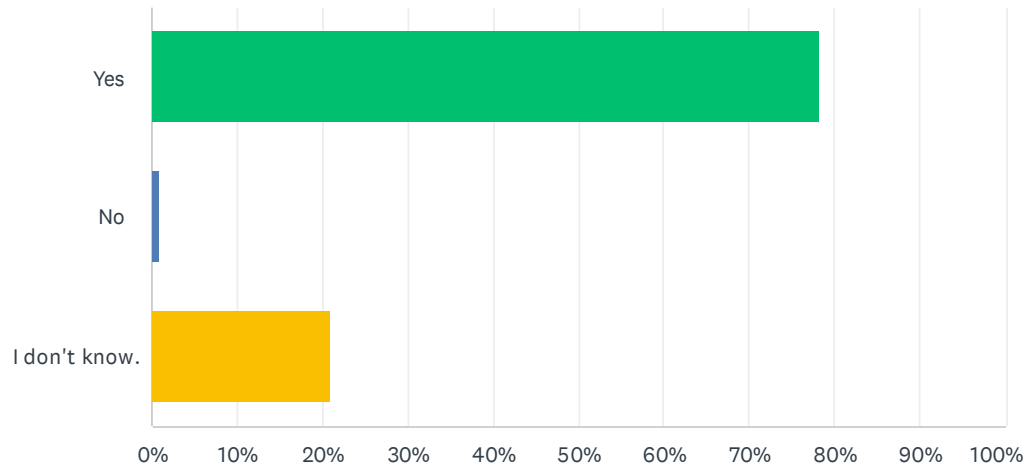
Answered: 124 Skipped: 77



ANSWER CHOICES	RESPONSES	
Broken windows	37.90%	47
Exposed wires	21.77%	27
Peeling paint	34.68%	43
Rodents	48.39%	60
Other unsanitary or unsafe conditions of housing	56.45%	70
I don't know	36.29%	45
Other (please specify)	7.26%	9
Total Respondents: 124		

Q33 Does our county have a significant population living in chaotic neighborhoods? (Chaos in neighborhoods includes crime, poor quality of housing, vandalism, graffiti, reported domestic violence, abandoned buildings, and drugs.)

Answered: 124 Skipped: 77



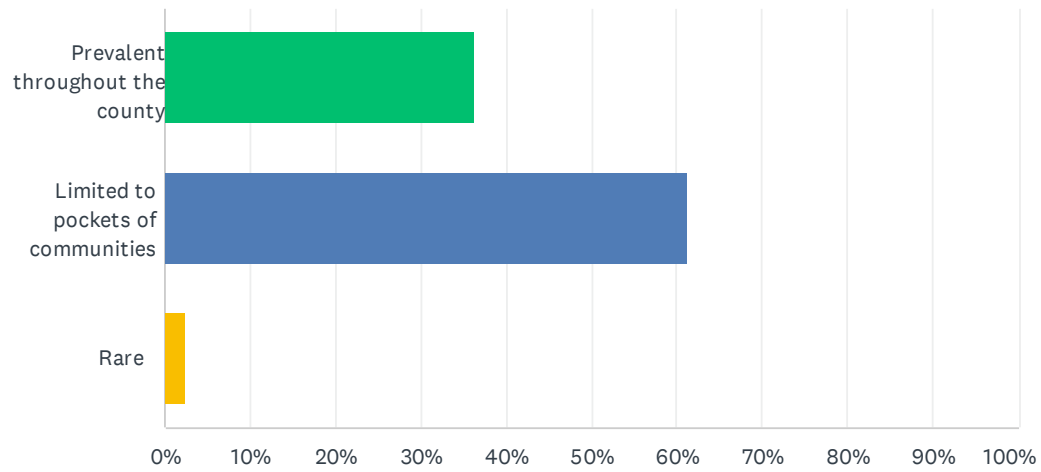
ANSWER CHOICES	RESPONSES	
Yes	78.23%	97
No	0.81%	1
I don't know.	20.97%	26
TOTAL		124

Q34 Describe the population living in chaotic neighborhoods. (Indicate whether there is a significant number of children and families living in such conditions.)

Answered: 124 Skipped: 77

Q35 Prevalence of chaotic neighborhoods: (select the best choice)

Answered: 124 Skipped: 77



ANSWER CHOICES	RESPONSES	
Prevalent throughout the county	36.29%	45
Limited to pockets of communities	61.29%	76
Rare	2.42%	3
TOTAL		124

Q36 Describe causes and impacts related to neighborhood and housing needs.

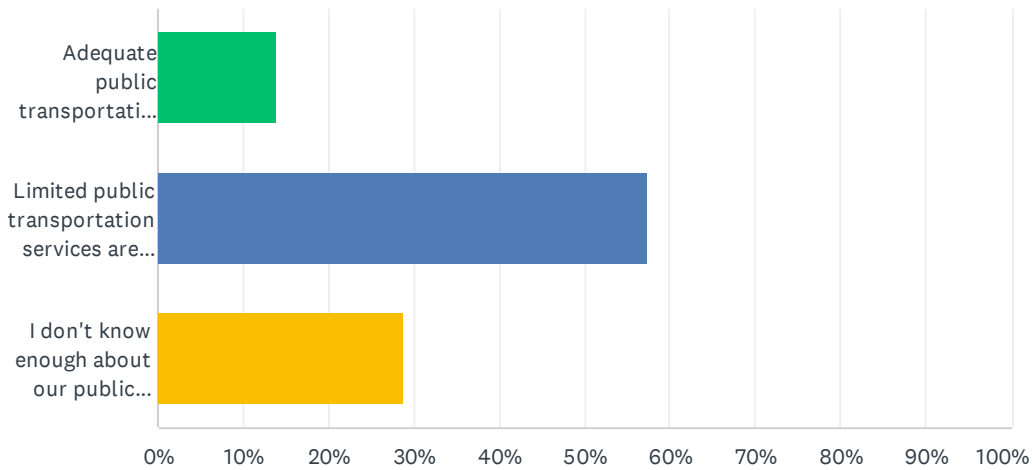
Answered: 124 Skipped: 77

Q37 Describe the scope and cause(s) of homelessness in Jefferson County.

Answered: 98 Skipped: 103

Q38 Indicate the availability of public transportation in our county.

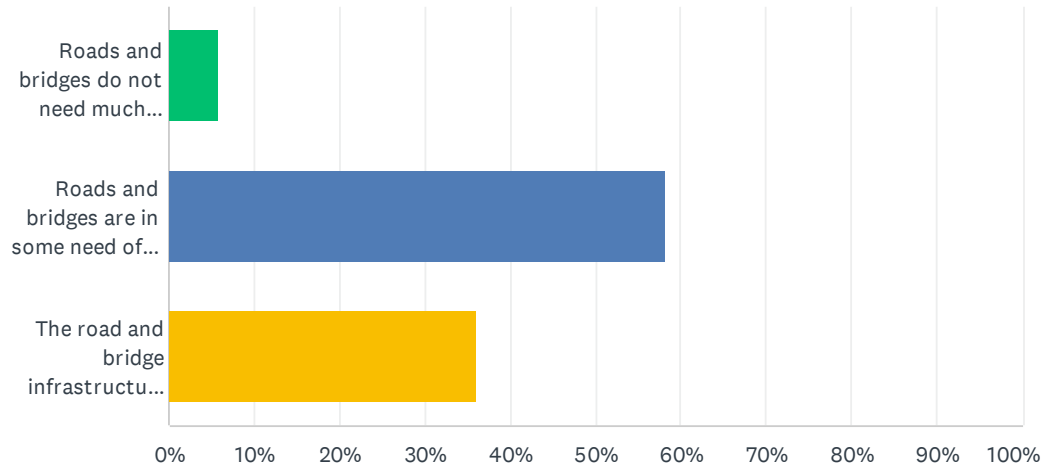
Answered: 122 Skipped: 79



ANSWER CHOICES	RESPONSES	
Adequate public transportation services are available to serve the needs of the community.	13.93%	17
Limited public transportation services are available.	57.38%	70
I don't know enough about our public transportation system to answer this question.	28.69%	35
TOTAL		122

Q39 Select the choice that best describes transportation infrastructure in our county.

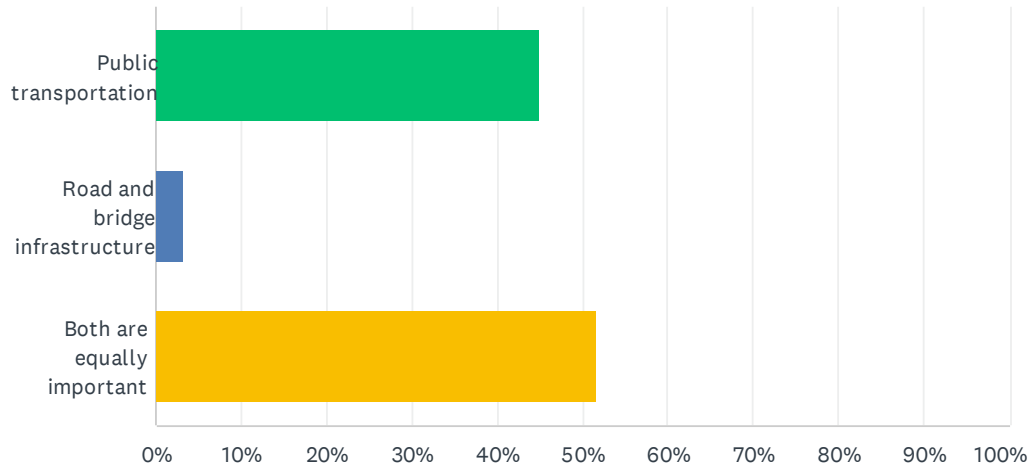
Answered: 122 Skipped: 79



ANSWER CHOICES	RESPONSES	
Roads and bridges do not need much improvement.	5.74%	7
Roads and bridges are in some need of repair.	58.20%	71
The road and bridge infrastructure in our county is in desperate need of funding and repair.	36.07%	44
TOTAL		122

Q40 Which transportation-related issue most impacts access to services in our county.

Answered: 122 Skipped: 79



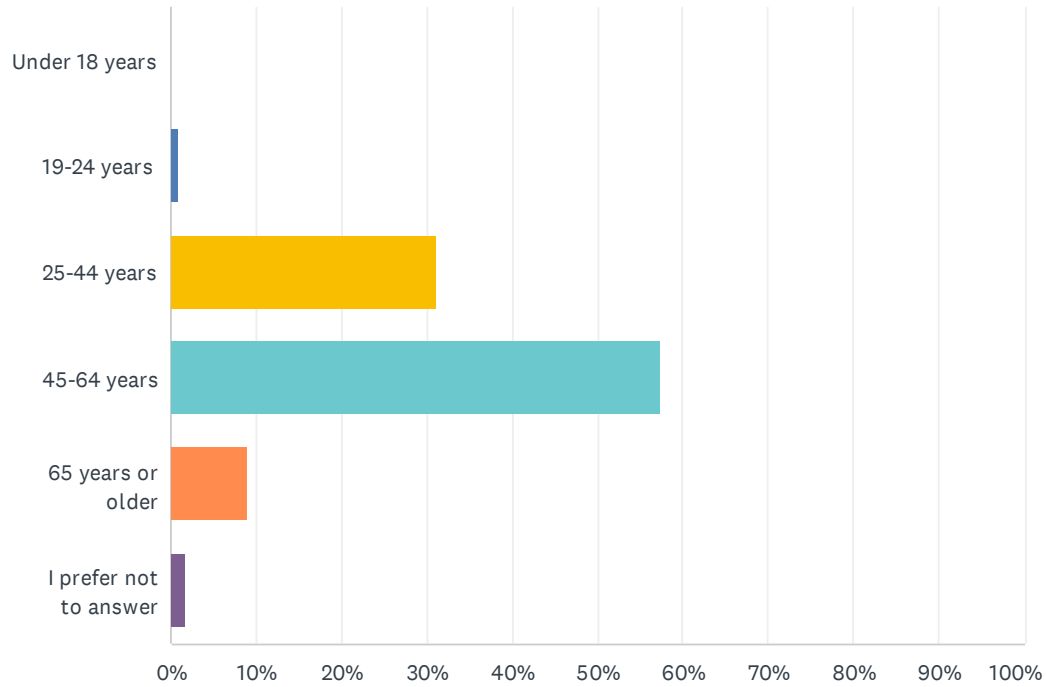
ANSWER CHOICES	RESPONSES	
Public transportation	45.08%	55
Road and bridge infrastructure	3.28%	4
Both are equally important	51.64%	63
TOTAL		122

Q41 Describe how the issue of transportation impacts our county.

Answered: 122 Skipped: 79

Q42 What is your age?

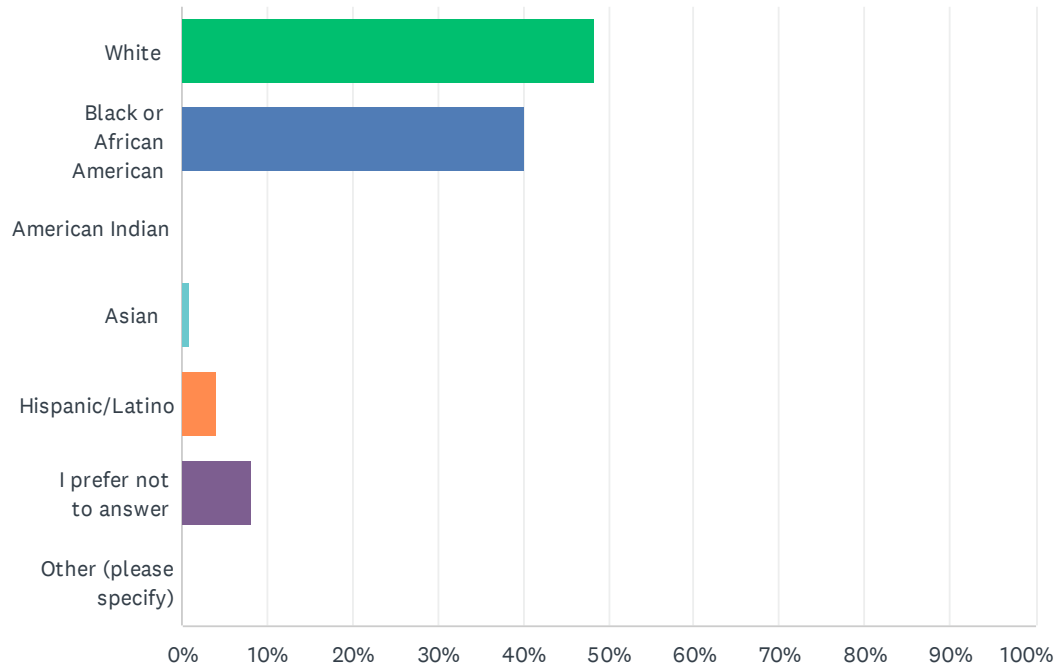
Answered: 122 Skipped: 79



ANSWER CHOICES	RESPONSES	
Under 18 years	0.00%	0
19-24 years	0.82%	1
25-44 years	31.15%	38
45-64 years	57.38%	70
65 years or older	9.02%	11
I prefer not to answer	1.64%	2
TOTAL		122

Q43 How would you describe your race and ethnicity? [Check all that apply]

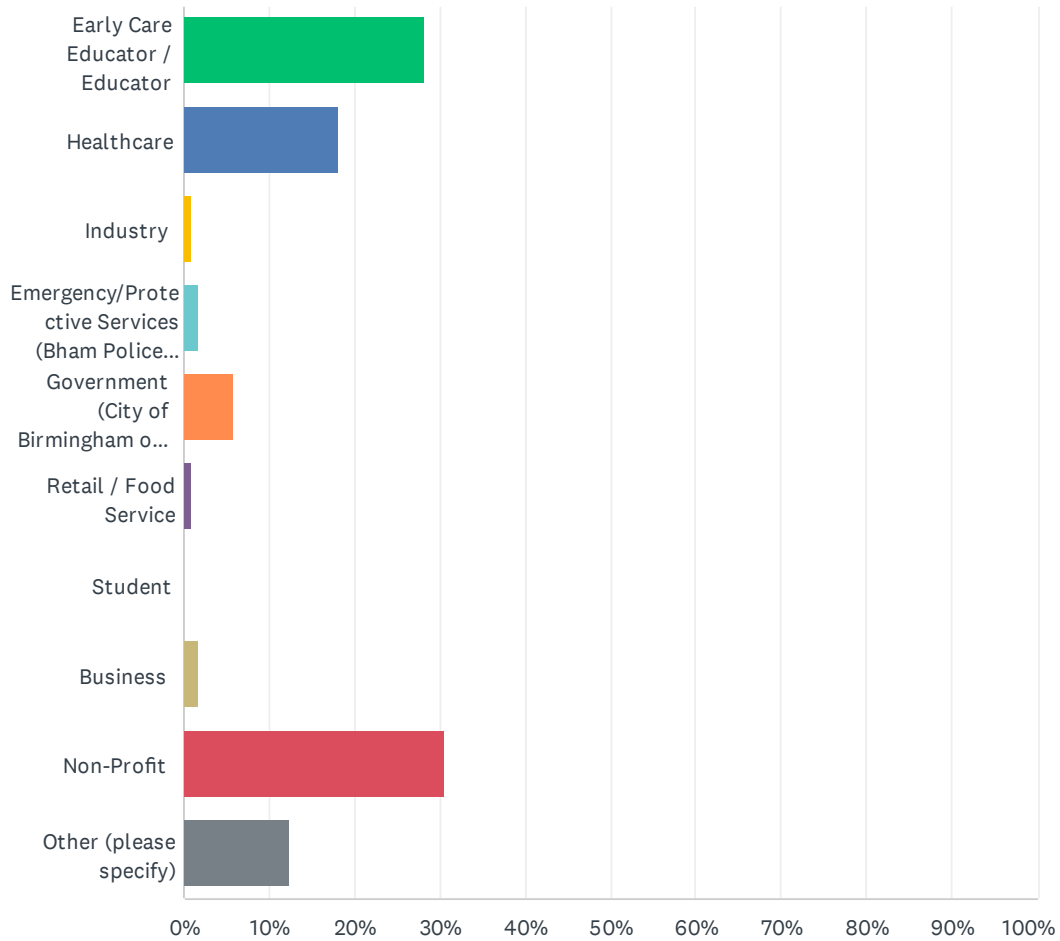
Answered: 122 Skipped: 79



ANSWER CHOICES	RESPONSES	
White	48.36%	59
Black or African American	40.16%	49
American Indian	0.00%	0
Asian	0.82%	1
Hispanic/Latino	4.10%	5
I prefer not to answer	8.20%	10
Other (please specify)	0.00%	0
Total Respondents: 122		

Q44 What type of work do you do in our community? (Select the best answer the best describes your role in our community.)

Answered: 121 Skipped: 80



State of the Child in Jefferson County Survey 2025

ANSWER CHOICES	RESPONSES	
Early Care Educator / Educator	28.10%	34
Healthcare	18.18%	22
Industry	0.83%	1
Emergency/Protective Services (Bham Police, Jefferson County Sheriffs, Fire Department, Security, etc)	1.65%	2
Government (City of Birmingham or Jefferson County)	5.79%	7
Retail / Food Service	0.83%	1
Student	0.00%	0
Business	1.65%	2
Non-Profit	30.58%	37
Other (please specify)	12.40%	15
TOTAL		121

Q45 Is there anything else you'd like to add or share concerning unmet needs of children, youth, and families in Jefferson County?

Answered: 58 Skipped: 143