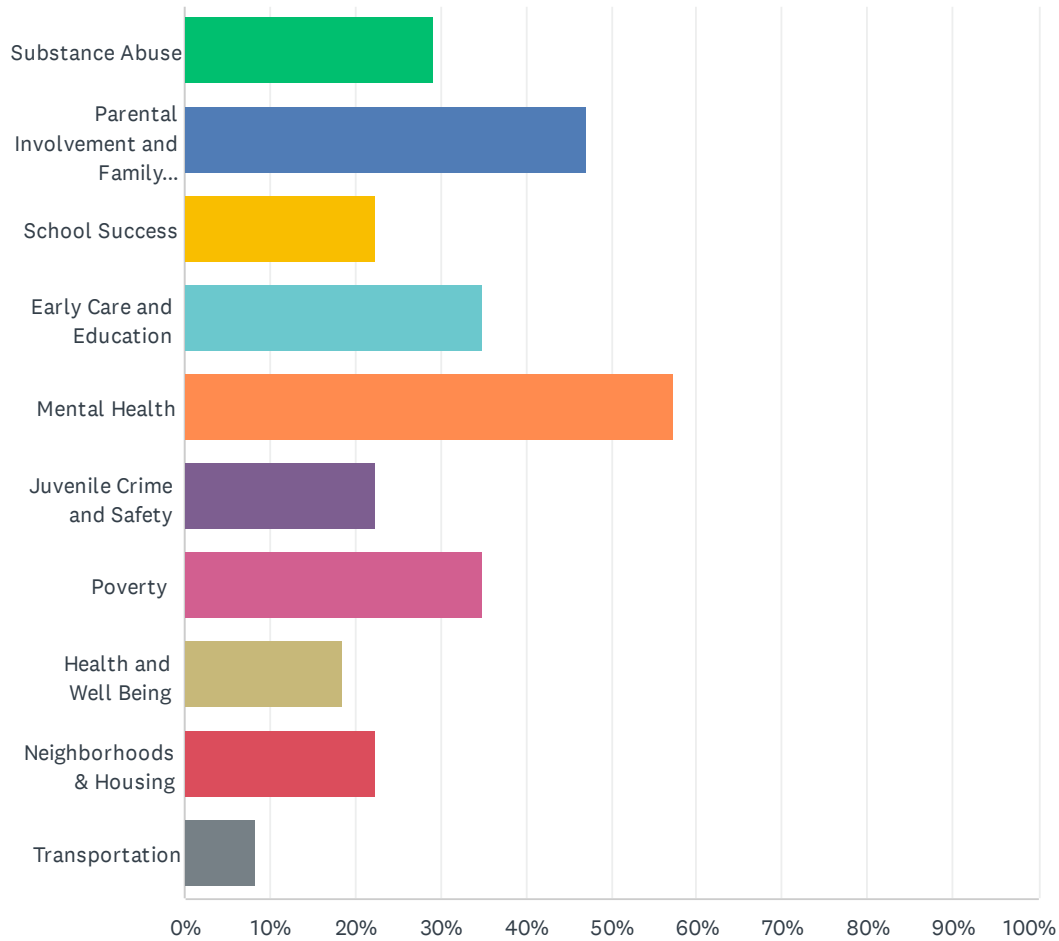


Q1 What are the TOP THREE (3) issues affecting children and families in Jefferson County? Check three from the list below.

Answered: 157 Skipped: 0



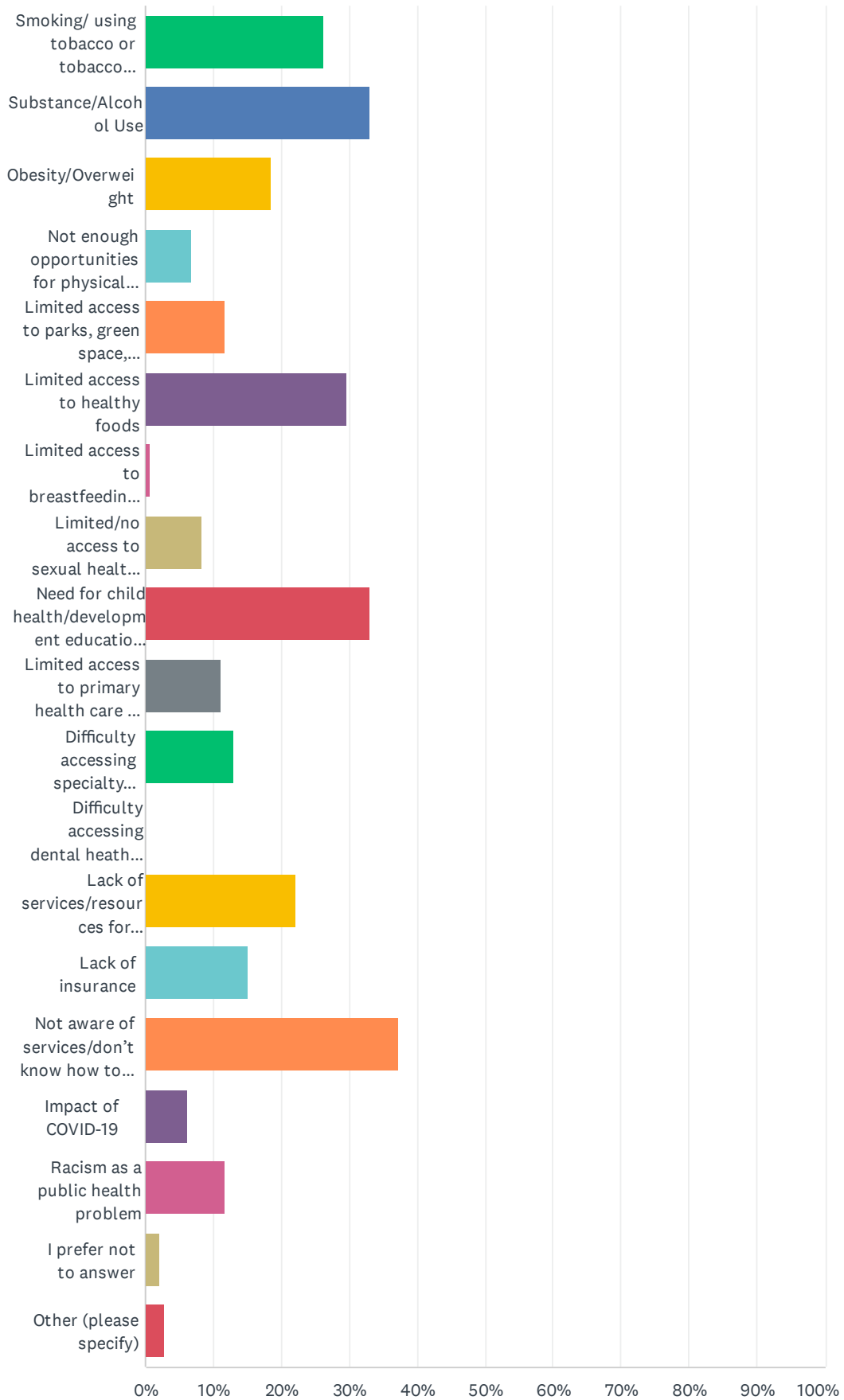
State of the Child in Jefferson County Survey 2024

ANSWER CHOICES	RESPONSES	
Substance Abuse	29.30%	46
Parental Involvement and Family Engagement	47.13%	74
School Success	22.29%	35
Early Care and Education	35.03%	55
Mental Health	57.32%	90
Juvenile Crime and Safety	22.29%	35
Poverty	35.03%	55
Health and Well Being	18.47%	29
Neighborhoods & Housing	22.29%	35
Transportation	8.28%	13
Total Respondents: 157		

Q2 Health and Well Being: Please check your TOP THREE issues or concerns related to the health and well being of children in Jefferson County.

Answered: 145 Skipped: 12

State of the Child in Jefferson County Survey 2024

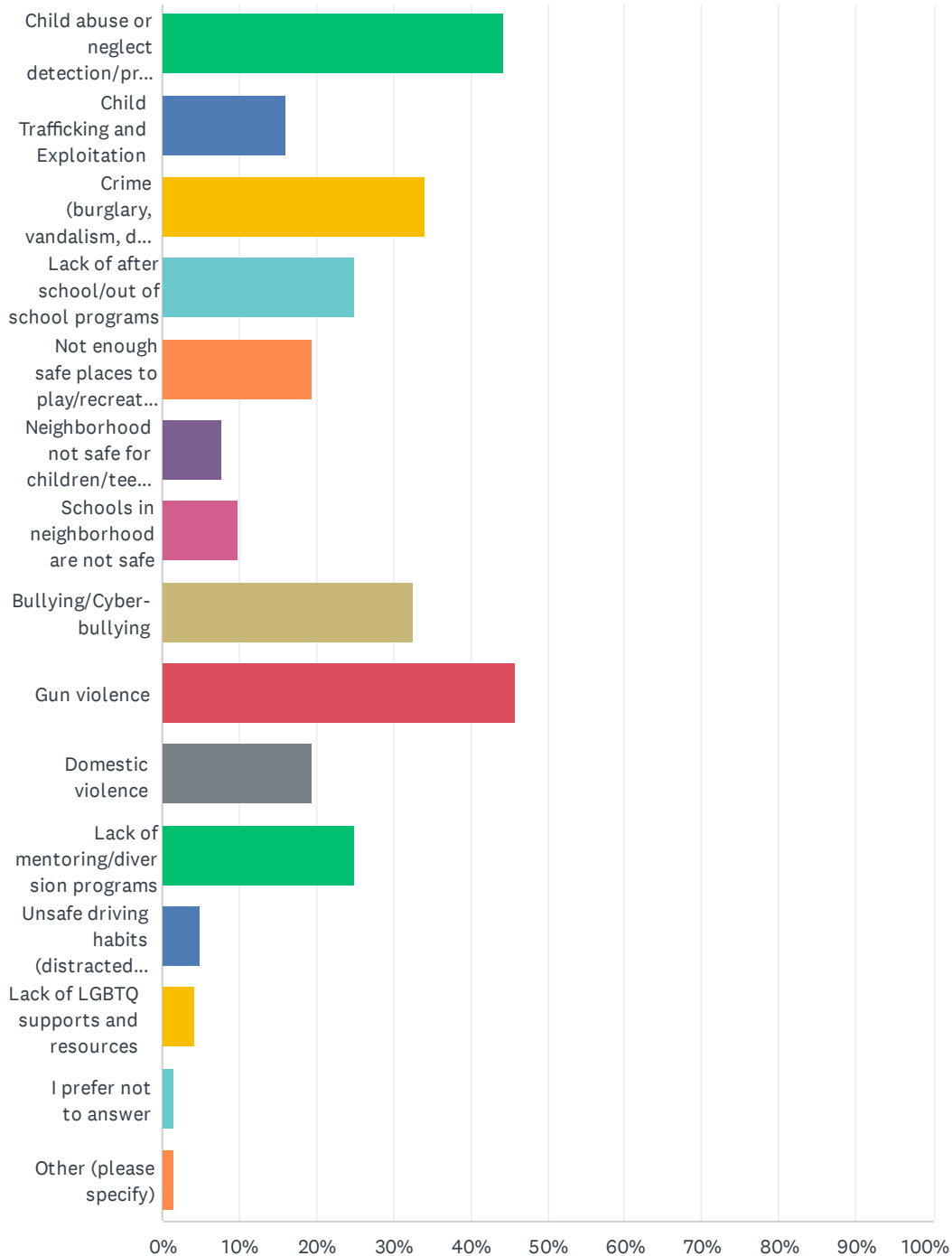


State of the Child in Jefferson County Survey 2024

ANSWER CHOICES	RESPONSES	
Smoking/ using tobacco or tobacco products (cigarettes, cigars, e-cigarettes, vaping, dipping, chewing)	26.21%	38
Substance/Alcohol Use	33.10%	48
Obesity/Overweight	18.62%	27
Not enough opportunities for physical activity	6.90%	10
Limited access to parks, green space, sidewalks, playgrounds, walking/bike paths, etc. (built environment)	11.72%	17
Limited access to healthy foods	29.66%	43
Limited access to breastfeeding support and education	0.69%	1
Limited/no access to sexual health education	8.28%	12
Need for child health/development education for parents	33.10%	48
Limited access to primary health care (a place for regular check-ups, immunizations, and sick visits)	11.03%	16
Difficulty accessing specialty health care services	13.10%	19
Difficulty accessing dental health services	0.00%	0
Lack of services/resources for children/teens with disabilities/special needs	22.07%	32
Lack of insurance	15.17%	22
Not aware of services/don't know how to navigate the system	37.24%	54
Impact of COVID-19	6.21%	9
Racism as a public health problem	11.72%	17
I prefer not to answer	2.07%	3
Other (please specify)	2.76%	4
Total Respondents: 145		

Q3 Juvenile Crime and Safety: Please select TOP THREE (3) issues that you think are the biggest issues or concerns related to the juvenile crime and safety of children in Jefferson County.

Answered: 144 Skipped: 13

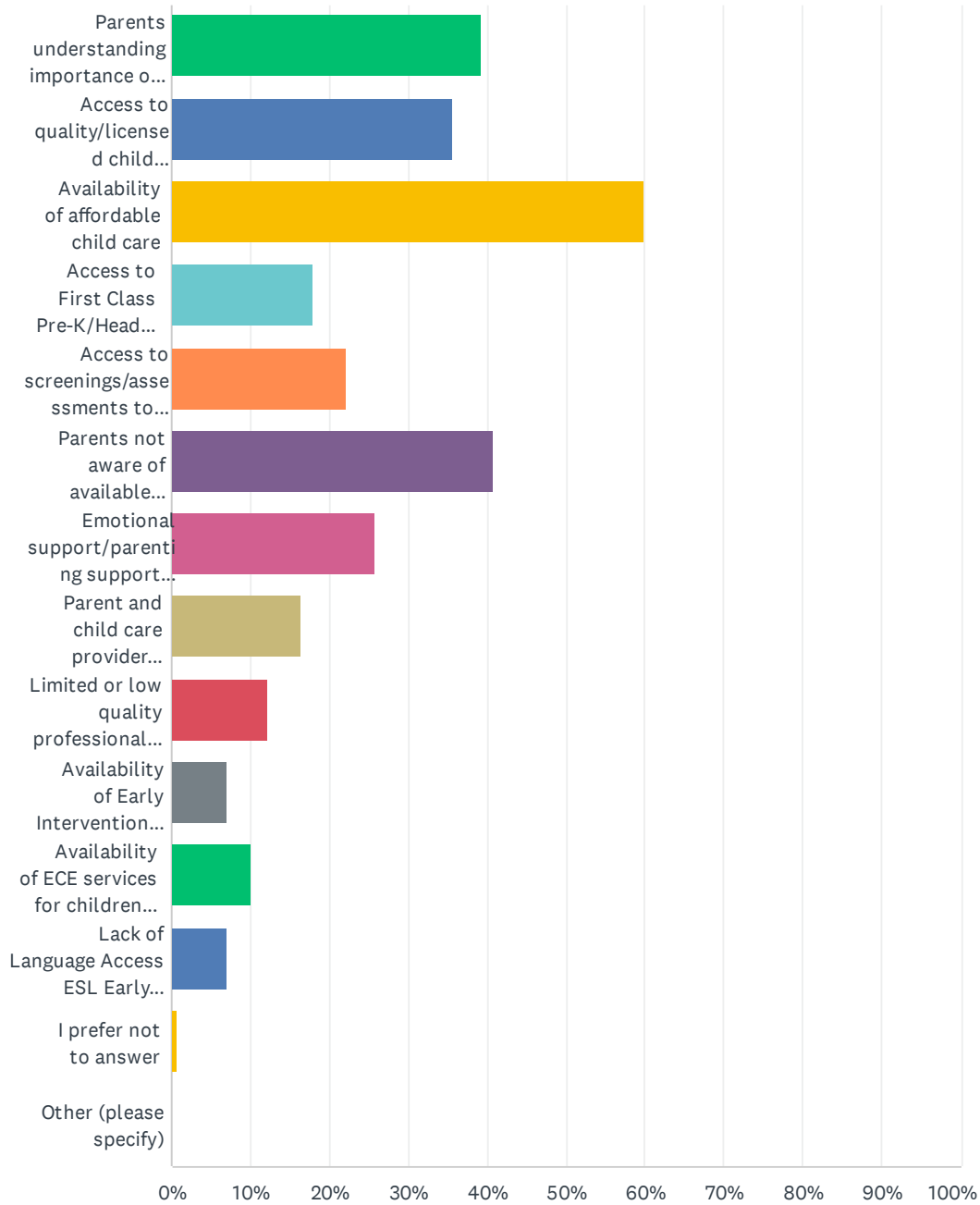


State of the Child in Jefferson County Survey 2024

ANSWER CHOICES	RESPONSES	
Child abuse or neglect detection/prevention	44.44%	64
Child Trafficking and Exploitation	15.97%	23
Crime (burglary, vandalism, drug dealing, street violence)	34.03%	49
Lack of after school/out of school programs	25.00%	36
Not enough safe places to play/recreational programs	19.44%	28
Neighborhood not safe for children/teens to walk to/from school	7.64%	11
Schools in neighborhood are not safe	9.72%	14
Bullying/Cyber-bullying	32.64%	47
Gun violence	45.83%	66
Domestic violence	19.44%	28
Lack of mentoring/diversion programs	25.00%	36
Unsafe driving habits (distracted driving, speeding, texting/cell phone use, not wearing seat belt)	4.86%	7
Lack of LGBTQ supports and resources	4.17%	6
I prefer not to answer	1.39%	2
Other (please specify)	1.39%	2
Total Respondents: 144		

Q4 Early Care and Early Childhood Education: Please select TOP THREE (3) issues that you think are the biggest issues or concerns related to the early care and early childhood education of infants and young children in Jefferson County.

Answered: 140 Skipped: 17

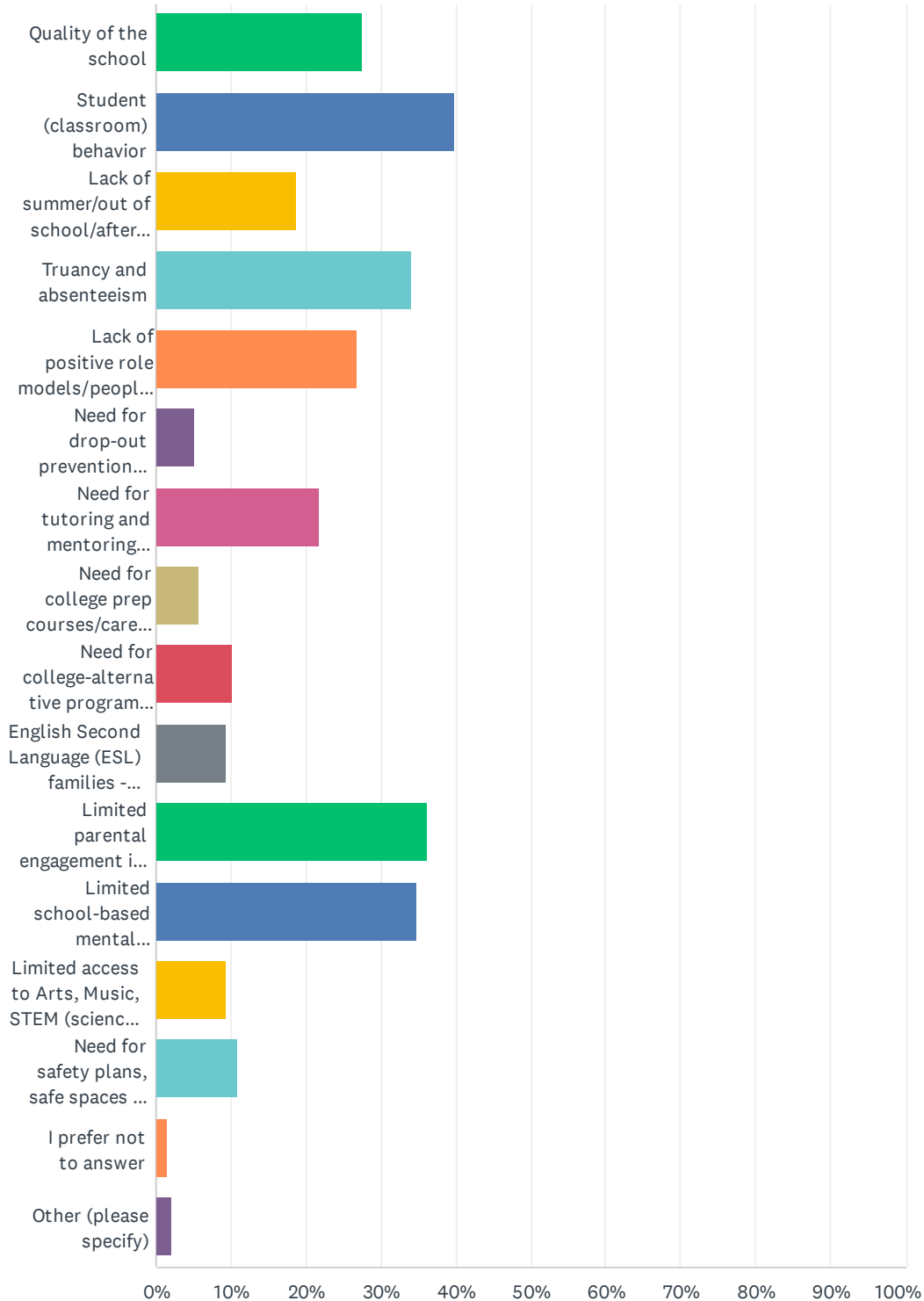


State of the Child in Jefferson County Survey 2024

ANSWER CHOICES	RESPONSES	
Parents understanding importance of reading to their children birth to 5	39.29%	55
Access to quality/licensed child care/family care	35.71%	50
Availability of affordable child care	60.00%	84
Access to First Class Pre-K/Head Start programs	17.86%	25
Access to screenings/assessments to identify problems early (health, mental health/emotional well-being, and developmental)	22.14%	31
Parents not aware of available services and programs or don't know how to apply for them	40.71%	57
Emotional support/parenting support programs and resources for parents	25.71%	36
Parent and child care provider education re: food and nutrition, particularly with limited budgets	16.43%	23
Limited or low quality professional development for child care providers/early education teachers	12.14%	17
Availability of Early Intervention/Home Visitation Services	7.14%	10
Availability of ECE services for children with special needs birth to 5	10.00%	14
Lack of Language Access ESL Early education services/child care	7.14%	10
I prefer not to answer	0.71%	1
Other (please specify)	0.00%	0
Total Respondents: 140		

Q5 School Success: Please select TOP THREE (3) issues that you think are the biggest issues or concerns related to school success of children and youth in Jefferson County.

Answered: 138 Skipped: 19

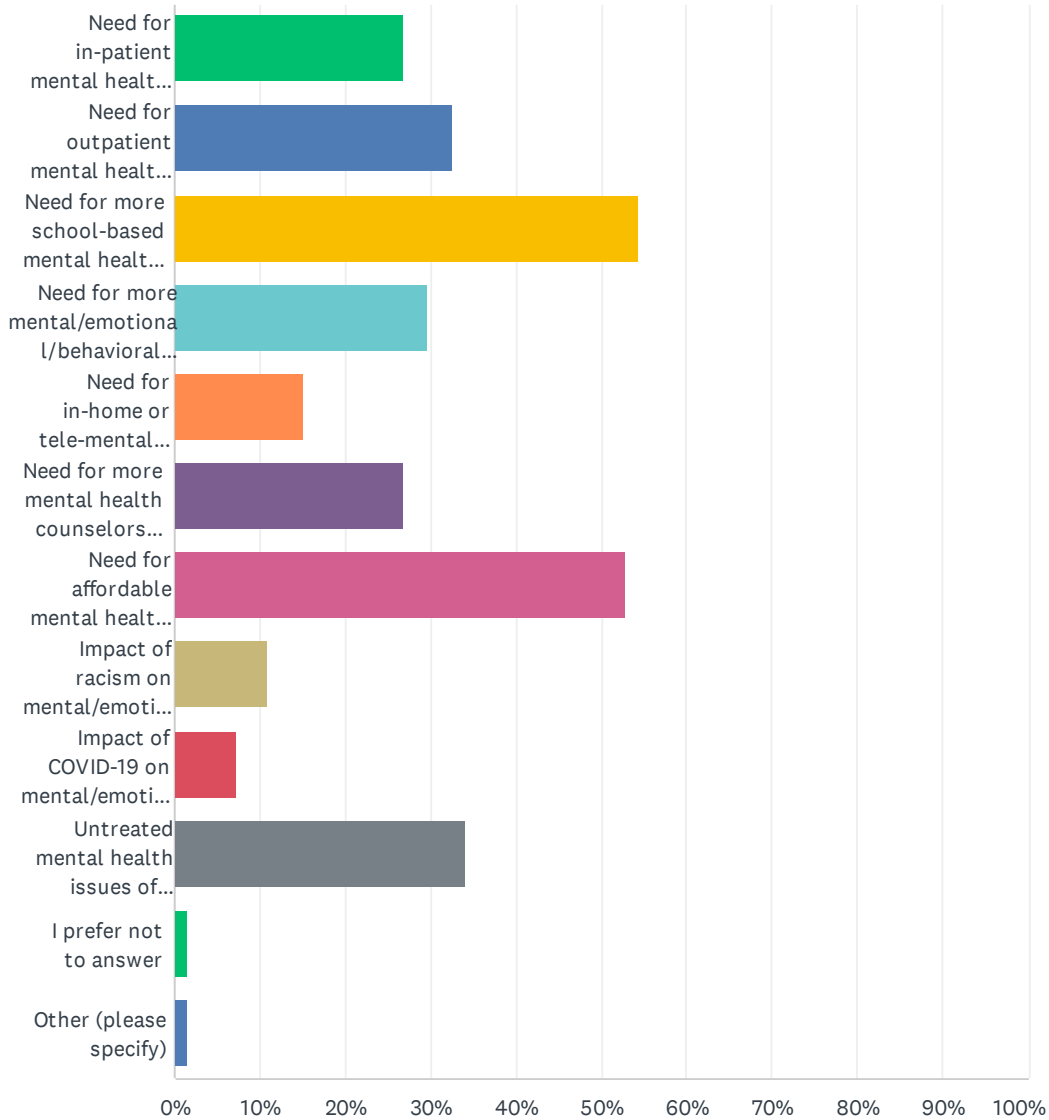


State of the Child in Jefferson County Survey 2024

ANSWER CHOICES	RESPONSES	
Quality of the school	27.54%	38
Student (classroom) behavior	39.86%	55
Lack of summer/out of school/after school care and activities	18.84%	26
Truancy and absenteeism	34.06%	47
Lack of positive role models/people for children/youth to look up to	26.81%	37
Need for drop-out prevention programs	5.07%	7
Need for tutoring and mentoring programs	21.74%	30
Need for college prep courses/career planning programs	5.80%	8
Need for college-alternative programs (vocational school, technical programs, job training)	10.14%	14
English Second Language (ESL) families - difficulty helping with homework, reading and writing in English, etc.	9.42%	13
Limited parental engagement in school activities (homework, clubs, events)	36.23%	50
Limited school-based mental health/behavioral health supports and resources	34.78%	48
Limited access to Arts, Music, STEM (science, technology, engineering, mathematics) programs and resources	9.42%	13
Need for safety plans, safe spaces and supports within schools for vulnerable children/teens (LGBTQ, ESL, special needs, other)	10.87%	15
I prefer not to answer	1.45%	2
Other (please specify)	2.17%	3
Total Respondents: 138		

Q6 Select the TOP THREE (3) issues pertaining to Mental Health affecting children and families in Jefferson County.

Answered: 138 Skipped: 19

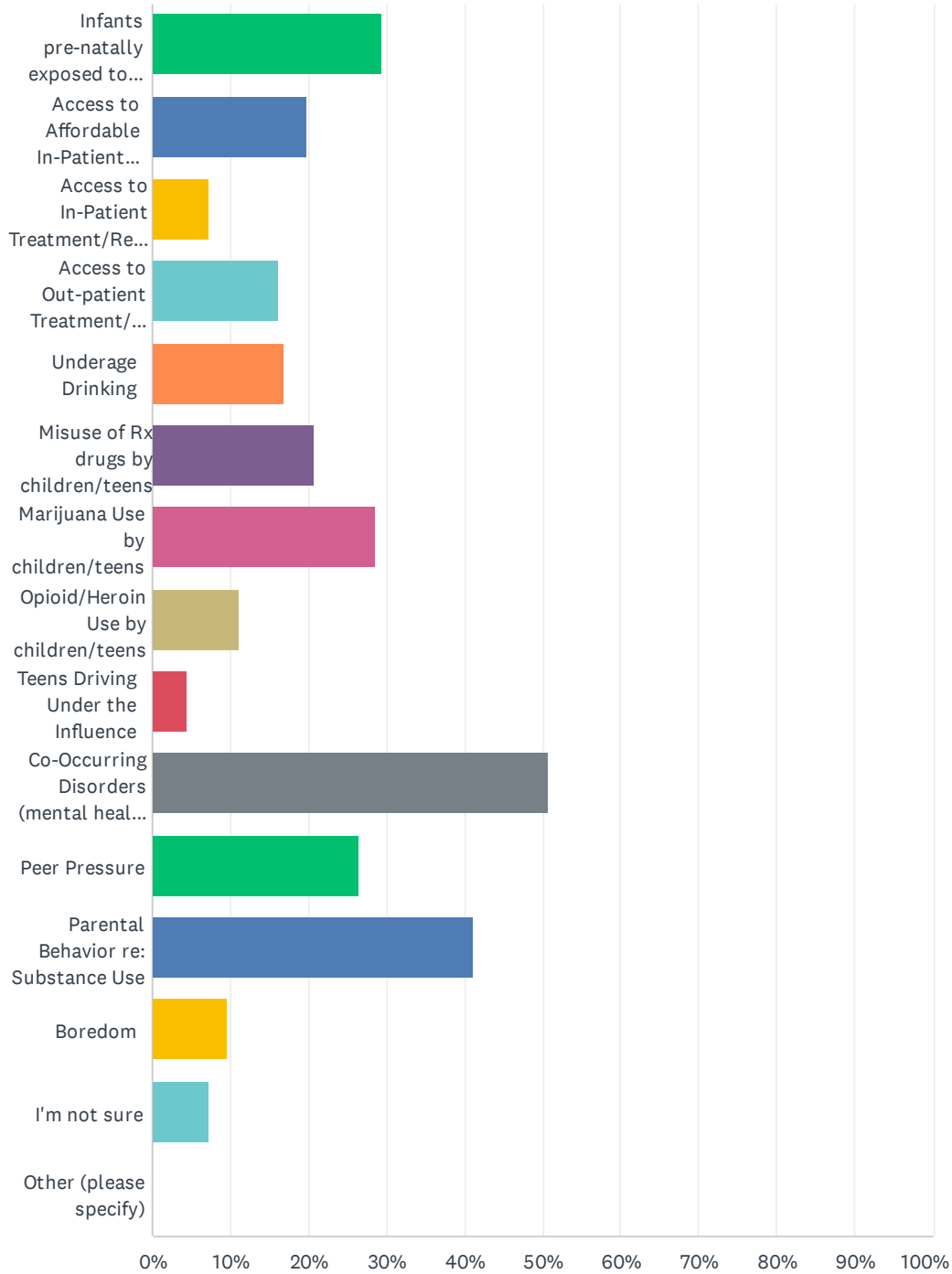


State of the Child in Jefferson County Survey 2024

ANSWER CHOICES	RESPONSES	
Need for in-patient mental health services for all ages	26.81%	37
Need for outpatient mental health services for all ages	32.61%	45
Need for more school-based mental health services	54.35%	75
Need for more mental/emotional/behavioral health services for children birth to 8 years	29.71%	41
Need for in-home or tele-mental health services for children and families	15.22%	21
Need for more mental health counselors trained in trauma-based therapies	26.81%	37
Need for affordable mental health services, access regardless of income	52.90%	73
Impact of racism on mental/emotional/behavioral health	10.87%	15
Impact of COVID-19 on mental/emotional/behavioral health	7.25%	10
Untreated mental health issues of parents/family members	34.06%	47
I prefer not to answer	1.45%	2
Other (please specify)	1.45%	2
Total Respondents: 138		

Q7 Select the TOP THREE (3) issues pertaining to Substance Abuse affecting children and families in Jefferson County.

Answered: 136 Skipped: 21

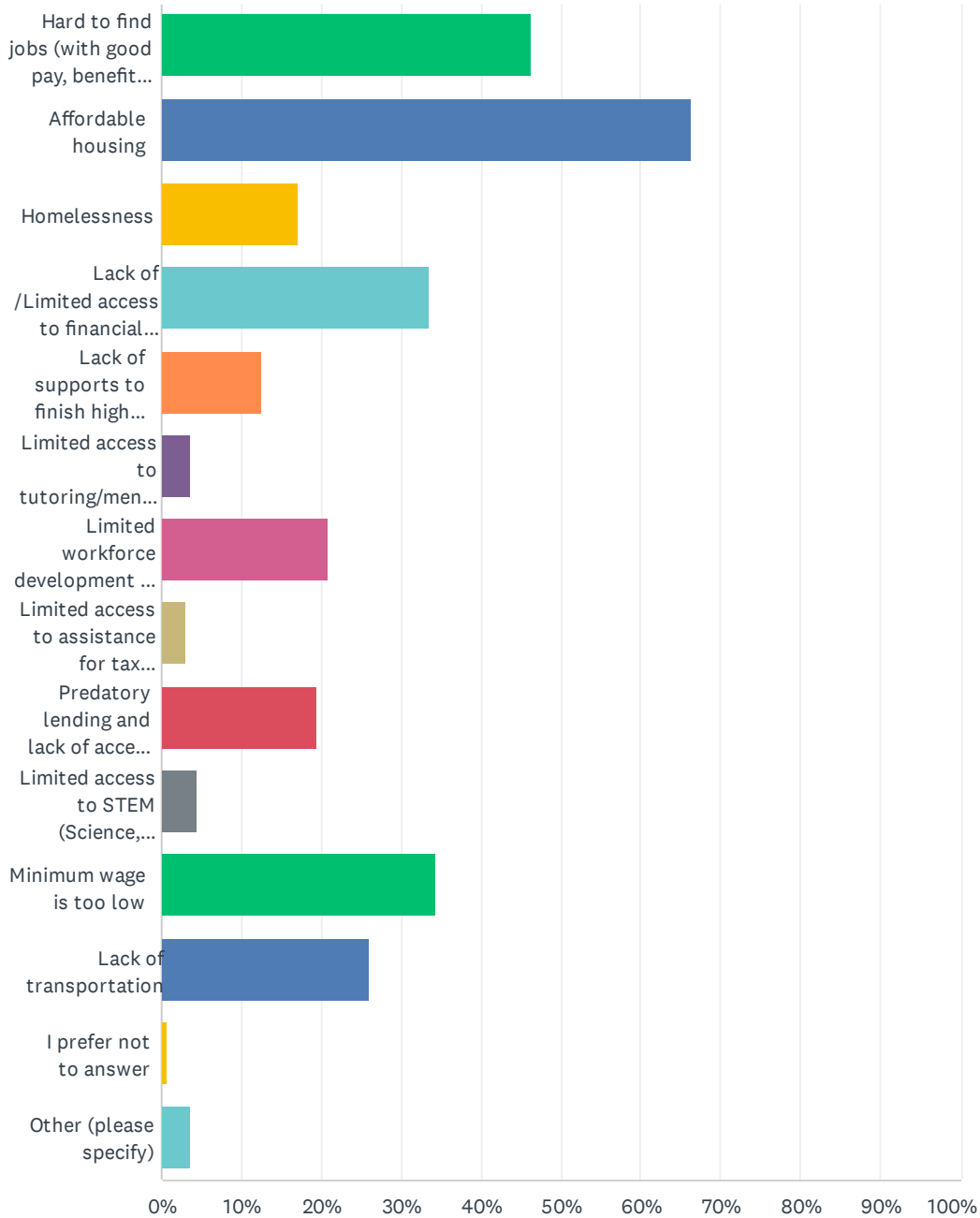


State of the Child in Jefferson County Survey 2024

ANSWER CHOICES	RESPONSES	
Infants pre-natally exposed to substances	29.41%	40
Access to Affordable In-Patient Treatment/Recovery Services for children/teens	19.85%	27
Access to In-Patient Treatment/Recovery Services for Mothers and their Babies staying together	7.35%	10
Access to Out-patient Treatment/ Recovery services for children/teens	16.18%	22
Underage Drinking	16.91%	23
Misuse of Rx drugs by children/teens	20.59%	28
Marijuana Use by children/teens	28.68%	39
Opioid/Heroin Use by children/teens	11.03%	15
Teens Driving Under the Influence	4.41%	6
Co-Occurring Disorders (mental health, depression, anxiety, trauma/PTSD, ACE)	50.74%	69
Peer Pressure	26.47%	36
Parental Behavior re: Substance Use	41.18%	56
Boredom	9.56%	13
I'm not sure	7.35%	10
Other (please specify)	0.00%	0
Total Respondents: 136		

Q8 Poverty: Please select THREE TOP (3) issues that you think are the biggest issues or concerns related to the Economic Security of children and families in Jefferson County.

Answered: 134 Skipped: 23

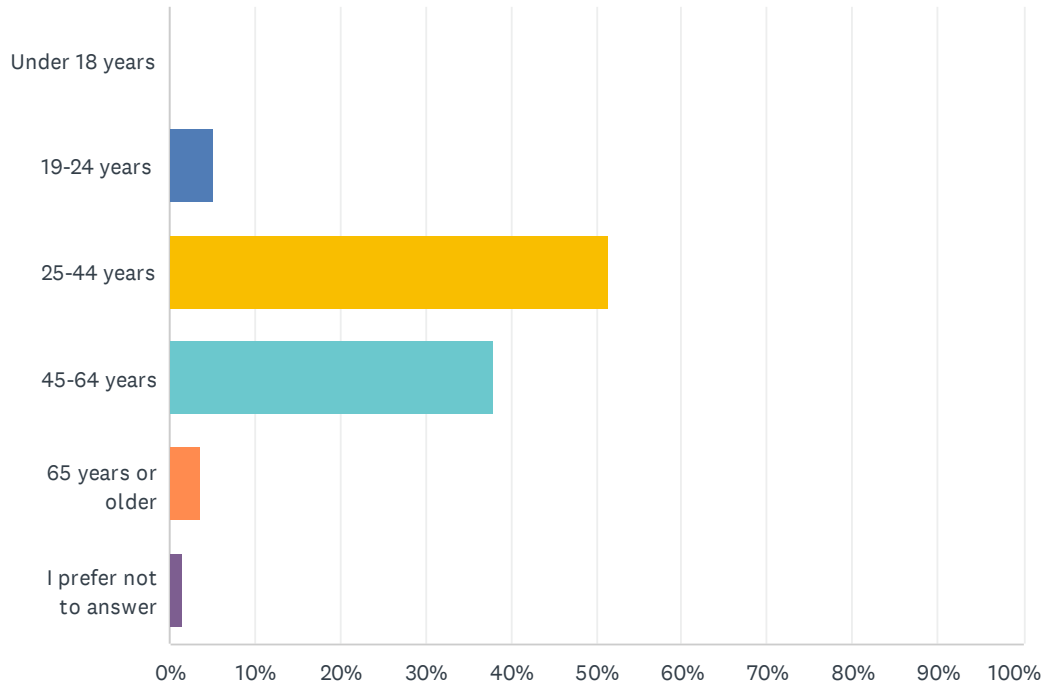


State of the Child in Jefferson County Survey 2024

ANSWER CHOICES	RESPONSES	
Hard to find jobs (with good pay, benefits, etc.)	46.27%	62
Affordable housing	66.42%	89
Homelessness	17.16%	23
Lack of /Limited access to financial literacy/budgeting skills programs	33.58%	45
Lack of supports to finish high school or get a GED	12.69%	17
Limited access to tutoring/mentoring	3.73%	5
Limited workforce development for high skilled jobs	20.90%	28
Limited access to assistance for tax filing/tax credit education	2.99%	4
Predatory lending and lack of access to credit counseling services	19.40%	26
Limited access to STEM (Science, Technology, Engineering, Math) programs/career development paths	4.48%	6
Minimum wage is too low	34.33%	46
Lack of transportation	26.12%	35
I prefer not to answer	0.75%	1
Other (please specify)	3.73%	5
Total Respondents: 134		

Q9 What is your age?

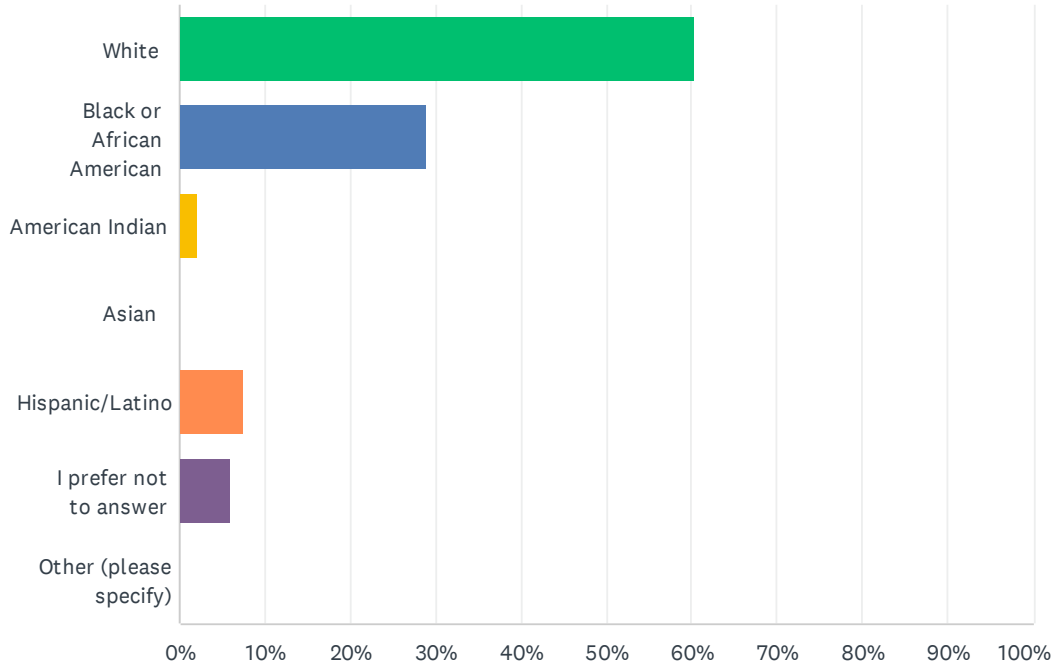
Answered: 134 Skipped: 23



ANSWER CHOICES	RESPONSES	
Under 18 years	0.00%	0
19-24 years	5.22%	7
25-44 years	51.49%	69
45-64 years	38.06%	51
65 years or older	3.73%	5
I prefer not to answer	1.49%	2
TOTAL		134

Q10 How would you describe your race and ethnicity? [Check all that apply]

Answered: 134 Skipped: 23



ANSWER CHOICES	RESPONSES	
White	60.45%	81
Black or African American	29.10%	39
American Indian	2.24%	3
Asian	0.00%	0
Hispanic/Latino	7.46%	10
I prefer not to answer	5.97%	8
Other (please specify)	0.00%	0
Total Respondents: 134		

Q11 Is there anything else you'd like to add or share concerning unmet needs of children, youth, and families in Jefferson County?

Answered: 37 Skipped: 120